

# SAP Learning Hub

*General User Guide*



# SAP Learning Hub - General User Guide

## Landing Page

Welcome to the SAP Learning Hub.

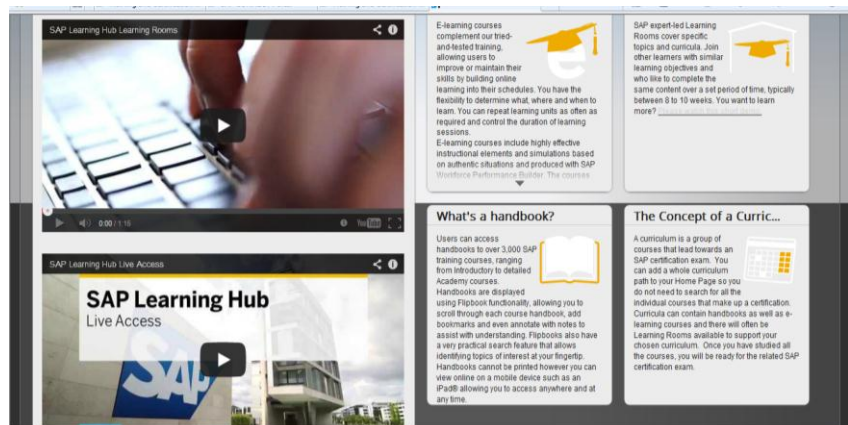
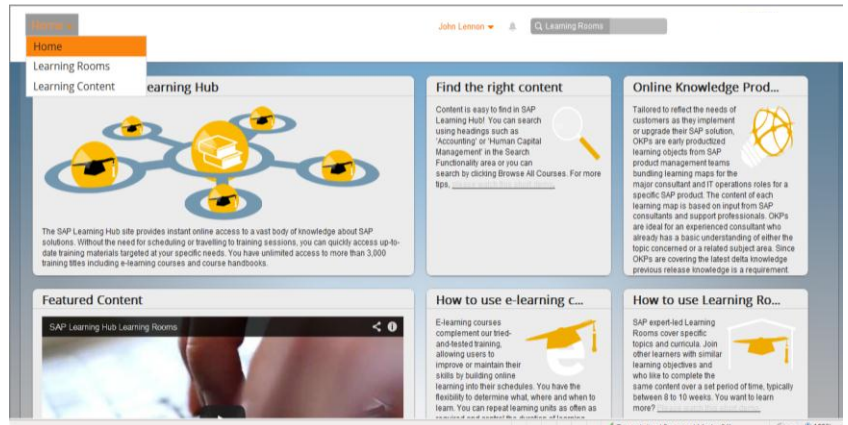
The landing page of the Hub contains a lot of general information related to

- navigation
- searching
- delivery formats
- collaboration

Its purpose is to assist new users to gain an understanding of how the Hub operates and to identify its core components at a high level.

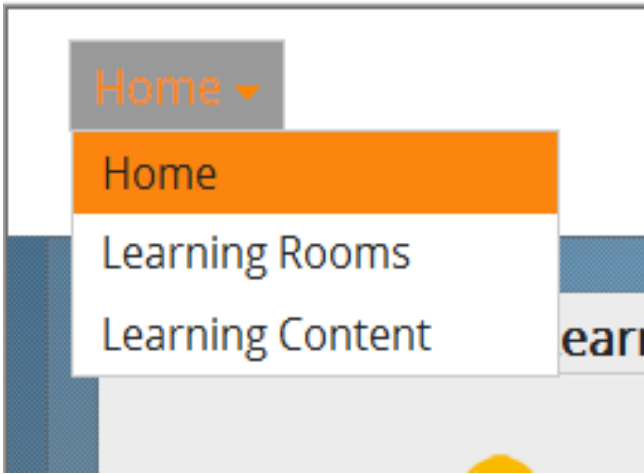
There are also links to videos and documentation about Live Access. This is the training system offering which can be purchased to add an extra interactive element to your training experience.

In addition, there's information about Hub SAP JAM. This is the discussion forum which we've enabled to facilitate collaboration between users. SAP will be hosting solution specific learning rooms in the future and all Hub users will be able to participate.



# SAP Learning Hub - General User Guide

## *Navigation*



Navigation between the different Hub components is via the dropdown menu located at the top left corner of the page.

It consists of 3 options

- **Home** → takes users back to the landing page
- **Learning Rooms** → takes users to the social learning and collaboration rooms
- **Learning Content** → takes users to their training environment, where the SAP training items can be booked and consumed.



# SAP Learning Hub - General User Guide

## *Learning Content 1/3*

The learning content section of the Hub contains thousands of SAP training items. They are all available for Hub subscribers to book and consume. There are no workflows or authorisation steps in the training booking process.

The entry screen consists of different tiles which provide an overview of the courses and curricula currently in your training plan, a History section and a quick search option

The screenshot shows the 'My Learning Content' dashboard. At the top, there is a navigation bar with 'Learning Content' and 'My Learning Content' links, a search bar for 'Learning Rooms', and a notification bell. The main content area is divided into several tiles:

- Find Courses:** A search box with the placeholder text 'What do you want to LEARN today?' and a 'Go' button. Below it is a link 'Browse all courses >'. A 'History' tile shows '0 recently added' and a 'View all' link.
- My Curricula:** A tile with a green checkmark and the text 'Congratulations! All required curricula are complete. Go to Curriculum Status'.
- Links:** A vertical list of links: 'News', 'Options and Settings', and 'Reports'.
- My Active Courses:** A list of courses under the heading 'NO DUE DATE'. Each course entry includes a 'CONTINUE COURSE' button with a dropdown arrow. The visible courses are:
  - ABAP Dictionary:** E-Learning BC430e\_en\_10, Self-Assigned.
  - Accounting for Banks with Banking Services from SAP 8.0:** E-Learning FS261e\_en\_10, Self-Assigned.

Clicking on the 'Browse all courses' link in the 'Find Courses' tile will take the user to the full catalogue search page.

# SAP Learning Hub - General User Guide

## *Learning Content 2/3*

The full search page provides the user with a number of filtering options related to the preferred solution, level, and delivery type of the different courses.

A free text search is also enabled and the results can be further filtered by selecting from the options on the left.

In addition the Hub has a lot of courses translated into different languages. These can be identified and searched for by using the dropdown located directly under the free text search box.

Learning Content ▾

John Lennon ▾



Learning Rooms

My Learning Content My Employees

← Back

### Catalog Search

Search:   [Course Calendar](#)

Language: English (English); Currency: USD (US Dollar)

**Narrow Courses:**

- Category
  - Instructor-Led
  - Online
  - Other
  - Curricula
- Subject Area
  - ARIBA
  - SAP All-in-One and SAP Busi...
  - SAP Application >
  - SAP Business All-in-One
  - SAP Business Objects >
  - SAP CRM
  - SAP Enterprise Mobility
  - SAP Enterprise SOA

**Courses (3,026)** Social Learning Sort By: Title ▾

Records per Page: 10 «Previous Page 1 Go of 303 Next»

**ABAP Basics** (Handbooks TAW10\_1\_EN\_Col92)  
*Online Course*  
SAP Portfolio Overview Introduction to SAP NetWeaver Application Server  
Server – System Core Communicatio [more](#)

**ABAP Basics** (Handbooks TAW10\_2\_EN\_Col92)  
*Online Course*  
SAP Portfolio Overview Introduction to SAP NetWeaver Application Server  
Server – System Core Communicatio [more](#)

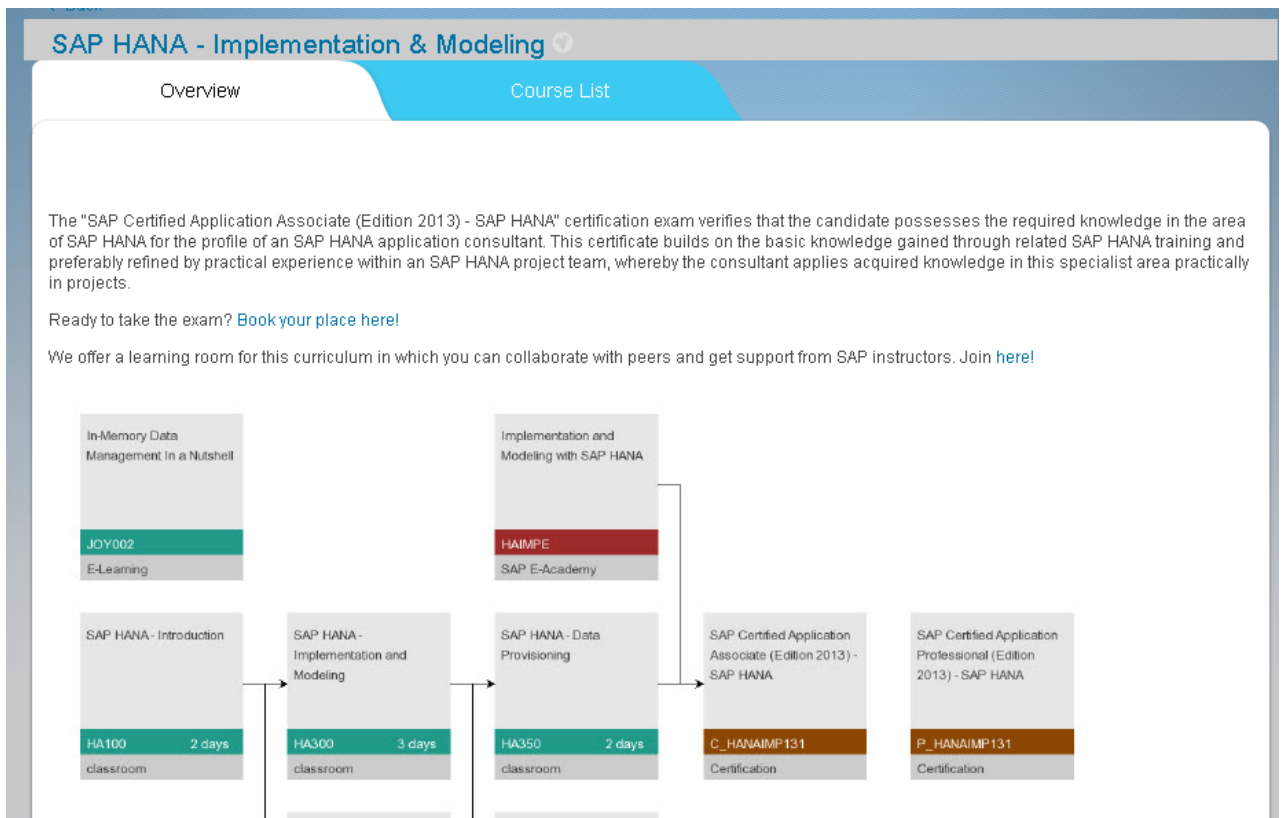
# SAP Learning Hub - General User Guide

## *Learning Content 3/3*

The curriculum paths are an important element of the SAP Learning Hub. They allow users to see a graphical relationship between the courses which are important for different training paths

In the example shown below, the SAP HANA – Implementation and Modelling curriculum path is displayed.

All courses attached to a curriculum can be added to a training plan with a single click



There are dozens of prebuilt curricula available through the Hub covering a range of topic areas.

# SAP Learning Hub - General User Guide

## Learning Rooms

The Learning Rooms provide a forum for users to interact with SAP experts on various topics. SAP will host dozens of these learning rooms to assist Hub subscribers in extracting full value from their Hub subscription.

Users will be able to network and connect with other users, attend live webinars and have access to additional content uploaded by the trainers

The screenshot displays the SAP Learning Hub interface. At the top, there is a navigation bar with 'Learning Rooms' selected, a user profile for 'Joe Frazer', a search bar containing 'Learning Rooms', and the SAP Learning Hub logo. Below the navigation bar, there are tabs for 'Home', 'Profile', 'Groups', and 'Company'. The main content area is titled 'SAP HANA: Introduction, Implementation & Modeling' and includes a 'Welcome to the Learning Room!' message. A video player shows a man speaking. To the right of the video, there is a list of activities: 'In this Learning Room you can: 1. Access additional learning resources... 2. Ask SAP HANA related questions... 3. Interact with SAP instructors...'. Below this, there are four sections: 'Connect with trainers and fellow learners', 'Access Learning Materials and Content', 'Participate in scheduled Live Info Sessions', and 'Practise on your own Live Access SAP HANA system'. Each section includes a small image and a list of bullet points. On the left side, there is a sidebar with a '5 Members' icon and a menu with options like 'Overview', 'Feed Updates', 'Recommendations', 'Content', 'Forums', 'Links', and 'Trash'. At the bottom left, there is a URL: 'y/documents/SwSDZt0u5VPynHvc7eL88u/video\_viewer'.