



SAP Learning Hub

SAP[®] Learning Hub Registration Guide



Table of Contents

3 Introduction

4 New Users

15 User with a Subscription to SAP Learning Hub

User with an sap.com Account and
a Booking for SAP Learning Hub

User Without an sap.com Account and
with a Booking for SAP Learning Hub

32 Existing User Without a Subscription to SAP Learning Hub

Introduction

Welcome to SAP® Learning Hub, a cloud-based solution that provides **instant access to a vast array of learning resources** from the SAP Education organization. All materials are available online, so there is no need to schedule courses or travel to training sessions.

SAP Learning Hub can be purchased for a single user or thousands of users. It's the perfect way to build and maintain skills for working with SAP solutions, and you can get fast and easy access to all our latest learning materials as and when you need them.

This guide shows you how to get started using SAP Learning Hub.

New Users

You are a new user if you have no profiles set up on any sap.com sites and this is your first enrollment with the SAP Education organization. Please take the following steps to set up your profile.

1. Go to <https://training.sap.com> and click on the *My Account* icon (outlined in red in Figure 1) to reveal the *Register* and *Log On* links at the top right-hand corner of the screen. A logon and register screen will appear (Figure 2). Select *Register*.

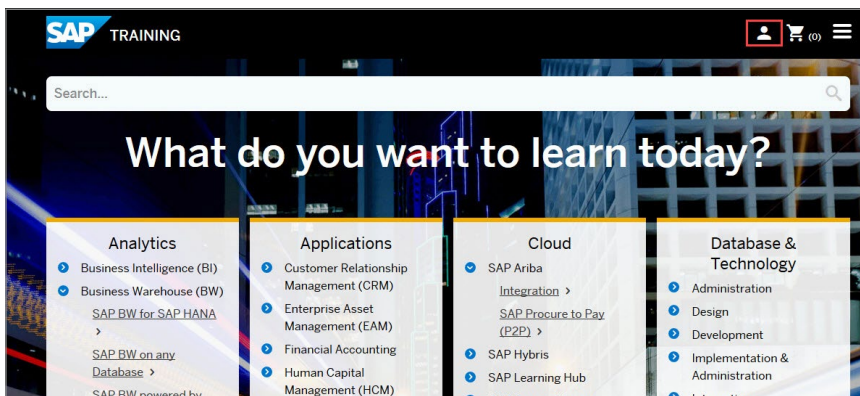


Figure 1: SAP® Learning Hub – Welcome Page

SAP Training Shop

Log On

E-mail, ID, or User Name

E-mail, ID, or User Name





Password

Password

☐ Remember me

Log On

or



Register

[Forgot password?](#)

Powered by


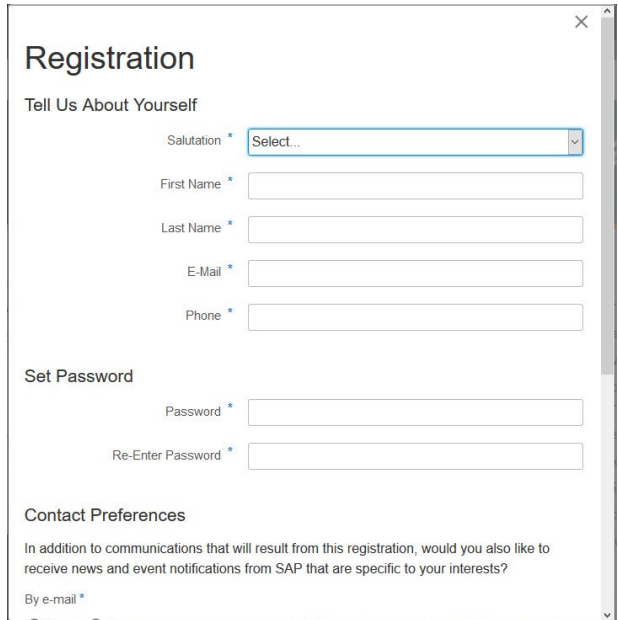


Figure 2: SAP® Learning Hub – Logon and Register Screen

2. Fill out the user registration form, scroll down, and confirm that you have read the privacy policy by selecting the check box. Then click on *Register* (see Figure 3).

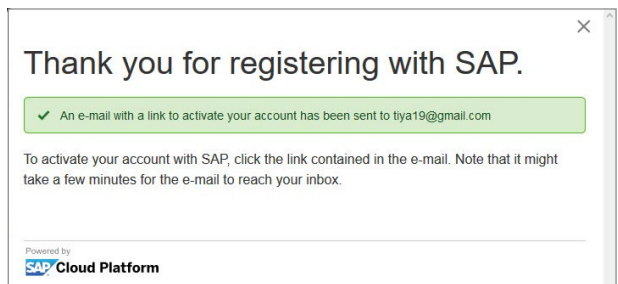


The image shows a web browser window titled "Registration". The form is divided into three main sections: "Tell Us About Yourself", "Set Password", and "Contact Preferences".

- Tell Us About Yourself:** Contains a "Salutation" dropdown menu (currently showing "Select..."), and text input fields for "First Name", "Last Name", "E-Mail", and "Phone". Each field has an asterisk indicating it is required.
- Set Password:** Contains two text input fields: "Password" and "Re-Enter Password", both with asterisks.
- Contact Preferences:** Includes a paragraph of text: "In addition to communications that will result from this registration, would you also like to receive news and event notifications from SAP that are specific to your interests?". Below this is a checkbox labeled "By e-mail" with an asterisk.

Figure 3: User Registration

3. You will receive a registration confirmation message (see Figure 4).



The image shows a web browser window titled "Thank you for registering with SAP." It features a green success message box at the top stating: "An e-mail with a link to activate your account has been sent to tiya19@gmail.com". Below this, a paragraph of text reads: "To activate your account with SAP, click the link contained in the e-mail. Note that it might take a few minutes for the e-mail to reach your inbox." At the bottom, there is a logo for "Powered by SAP Cloud Platform".

Figure 4: Confirmation of User Registration

You will receive an e-mail confirmation (Figure 5). Click on *Click here to activate your account*.

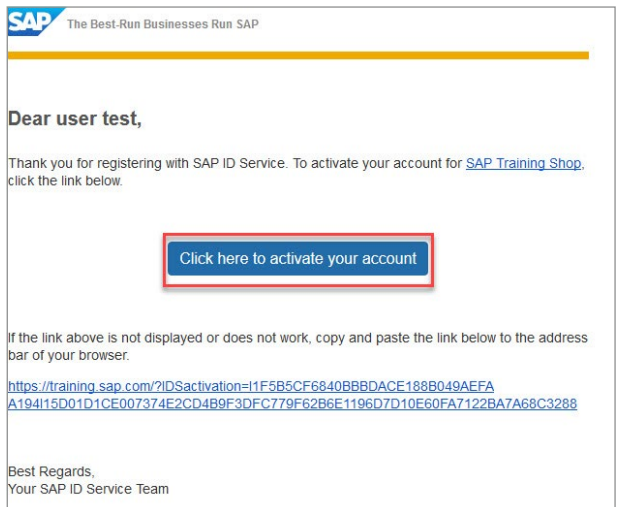


Figure 5: E-Mail Confirmation of Registration

You will then receive an account confirmation (Figure 6). Click on *Continue*.

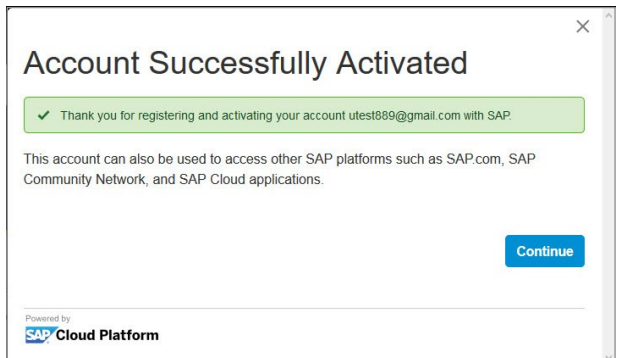


Figure 6: Confirmation of Account Activation

4. To view available subscriptions for SAP Learning Hub, click on *SAP Learning Hub* (see Figure 7).

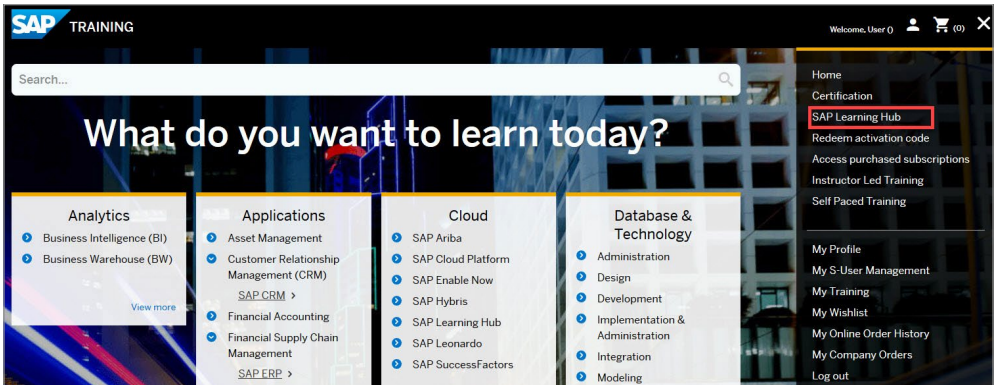


Figure 7: SAP® Learning Hub – Find Available Subscriptions

5. Select the edition of SAP Learning Hub that you would like to purchase (see Figure 8).

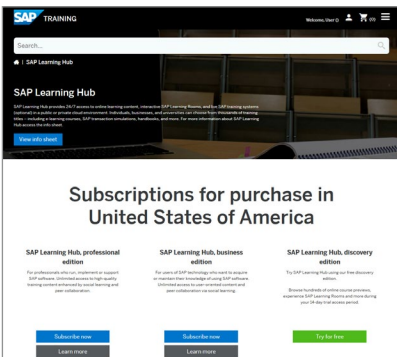


Figure 8: Select Edition

6. Click on *Add to basket* to add your chosen edition of SAP Learning Hub to your basket (see Figure 9).

HUB030

SAP Learning Hub, Professional Edition, Public Cloud

Version

Insufficient data for accurate rating at this time.

Solution:

Delivery Methods:

Level:

Languages:

SAP Other Solution

Learning Hub

Details, Configuration & Transaction

English

Solution Release: SEE COURSE DETAIL

Goals

- Build and keep SAP software skills and knowledge up-to-date from a library of thousands of SAP enablement titles.
- Enable individuals or organizations to maximize the value of SAP software anywhere, anytime.
- Leverage learning management system capabilities to select training courses, view learning progress, and report learning programs and history.
- Benefit from innovative SAP Learning Rooms — interactive, online social media sites where users get access to knowledgeable SAP experts and collaborate and network with fellow learners, work on challenging assignments, and review exercises right at your desk.
- Prepare for certifications for SAP software, get access to certification learning maps, and certification-related training content.
- Complement your learning experience with an optional on-demand access to live SAP systems through SAP Live Access to practice your skills and build experience. SAP Live Access systems are preconfigured with the data needed to carry out the exercises in training handbooks and users are free to experiment on their own.

Audience

- SAP Consultants, Customer COE and IT members, SAP Administrators, SAP Super Users, SAP Project Team members,

Book this product to consume at SAP Training Centres

Refine events (2)

Canada X United States of America X

Canada

Learning Hub: Online

SEE COURSE DETAIL

\$3,600.00 (CAD)

Add to basket

Add to wishlist

Figure 9: Add Your Chosen Edition to the Basket

7. Click on *Proceed to basket* to go to your basket (see Figure 10).

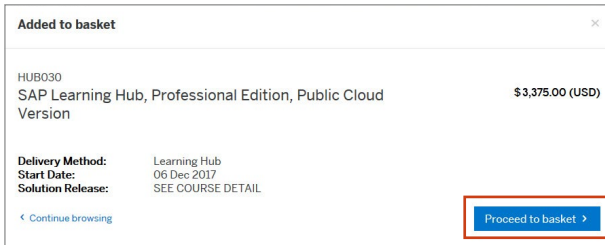


Figure 10: Proceed to Basket

8. Click on *Proceed to checkout* (see Figure 11).

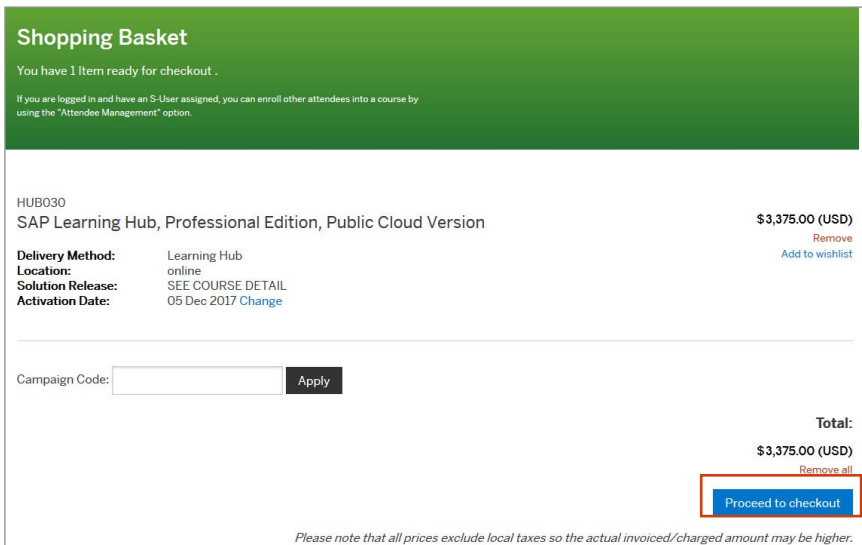


Figure 11: Proceed to Checkout

9. Fill in the fields in the form shown in Figure 12 to create your S-user ID.
This will give you access to SAP Learning Hub as well as other Web sites of SAP.

Booking request

Please complete the below to submit your order

You are successfully logged on and for your convenience products left in basket from your previous visits are now merged. Please check your basket and remove unwanted products.

Review your order

Back to basket

HUB030 - SAP Learning Hub, Professional Edition, Public Cloud Version

Price:

\$3,375.00 (USD)

Details >

Review your details

Create address data

Assign address data of your s-user

If your address has changed or you need to create a new address please add prior to submitting your order.

Your company details:

Company booking

☒ My company details

☐ I am self employed

Company name *

Customer number

VAT Number (EU)

Phone number *

☐ Add an additional billing contact and address

Your billing address details:

Street number *

Street name *

City *

Post code *

Country *

Please select

Please provide a company address if you are booking a course or exam on behalf of a company, or your personal address if you are paying for your training individually.

NOTE: The address you provide will appear on the corresponding invoice and is not required for debit/credit card verification purposes.

Save

Figure 12: Create a New S-User ID

10. Review your order and select your payment type (see Figure 13).

Booking request

Please complete the below to submit your order

Review your order

Back to basket

HUB030 - SAP Learning Hub, Professional Edition, Public Cloud Version Price: \$3,375.00 (USD)

[Details](#)

Review your details

Edit

SAP Education will process your order and send correspondence based on the details below. Please review your contact details are correct prior to submitting your order.

Your contact details

Title

First name

Last name

Email address

Phone number

Your address details

Title

First name

Last name

Email address

Street number

Street name

City

Post code

Country

State

Company details

Non-Company booking

Review your payment method

Payment to SAP Education North America

Purchase Order

Credit/Debit card

Activation Code

Fields marked with * are mandatory

Select invoice recipient:

myself

Your purchase order number *

If you do not have a PO number and cannot proceed, you can enter "N/A". You may be required to upload your purchasing document below to proceed.

Upload purchase order document.*

Choose file...

Browse

Upload

Continue

Figure 13: Training Shop – Submit Order

12 / 44

© 2018 SAP SE or an SAP affiliate company. All rights reserved.

11. Review your order. Then confirm you accept the terms and conditions by selecting the check box and clicking on *Submit* (see Figure 14).

Booking request

Please complete the below to submit your order

Review your order

HUB030 - SAP Learning Hub, Professional Edition, Public Cloud Version

Price: \$3,375.00 (USD)

More details

Back to basket

Review your details

SAP Education will process your order and send correspondence based on the details below. Please review your contact details are correct prior to submitting your order.

Your contact details

Title
First name
Last name
Email address
Phone number

Your address details

First name
Last name
Email address
Phone number
Street number
Street name
City
Post code
Country
State

Company details

Non-Company booking

Edit

Review your payment method

Credit/Debit card to SAP Education
North America

Additional Information *
Comments

Card type
Cardholder name
Credit/Debit card number
Expiration date

Submit

Terms & conditions

☐ I have read, understand and agree to the [Terms and Conditions](#).

All prices exclude local taxes; tax amount will be calculated when order is processed by SAP Education.

Submit

Total to pay

\$3,375.00 (USD)

Please note that all prices exclude local taxes so the actual invoiced/charged amount may be higher.

Figure 14: Training Shop – Review and Confirm Order

12. You will then see a booking confirmation page (Figure 15). Please keep your transaction reference code or take a screenshot for future reference.

Order Summary - from SAP Education North America

Order Number 233397

| Course | Attendees | Price |
|---|-----------|------------------|
| HUB030 - SAP Learning Hub, Professional Edition, Public Cloud Version | | \$3,375.00 (USD) |

Basket total: \$3,375.00 (USD)

Start your SAP Learning Hub experience now!

Please bear with us while we set-up your Learning Hub Subscription. In the meantime, you can get started with our Learning Hub Discovery Edition.

Click below to get access and start discovering.

Get Discovery Edition

Print this page

Continue shopping

Figure 15: Training Shop – Booking Confirmation

13. For paid editions of SAP Learning Hub, you will receive a confirmation e-mail. When you have received this e-mail, please refer to the section titled “User with an sap.com Account and a Booking for SAP Learning Hub” to complete your profile setup.

Please note: The enrollment confirmation e-mail can take up to 48 hours to arrive. If you haven’t received your confirmation e-mail from SAP after 48 hours, please contact your regional team from SAP or e-mail e-learning@sap.com for support.

User with a Subscription to SAP Learning Hub

If your company has purchased a valid subscription to SAP Learning Hub for you, you may have been given an activation code. Please follow the link below for information on how to redeem your activation code: <https://training.sap.com/shop/help-center/learning-hub/article/how-do-i-redeem-my-access-code-for-sap-learning-hub>.

If you have a subscription to SAP Learning Hub and you have already received a confirmation e-mail, your S-user ID should have already been created. This is a unique identification code that gives you access to SAP Learning Hub as well as other services from SAP. Please refer to the following two scenarios to start your courses, depending on whether you have an sap.com account.

USER WITH AN SAP.COM ACCOUNT AND A BOOKING FOR SAP LEARNING HUB

If you have an account on an sap.com site and have received a confirmation e-mail from SAP, please log in to the training site.

1. Go to <https://training.sap.com> and click on the *My Account* icon (outlined in red in Figure 16). Select *Log On* (see Figure 17).

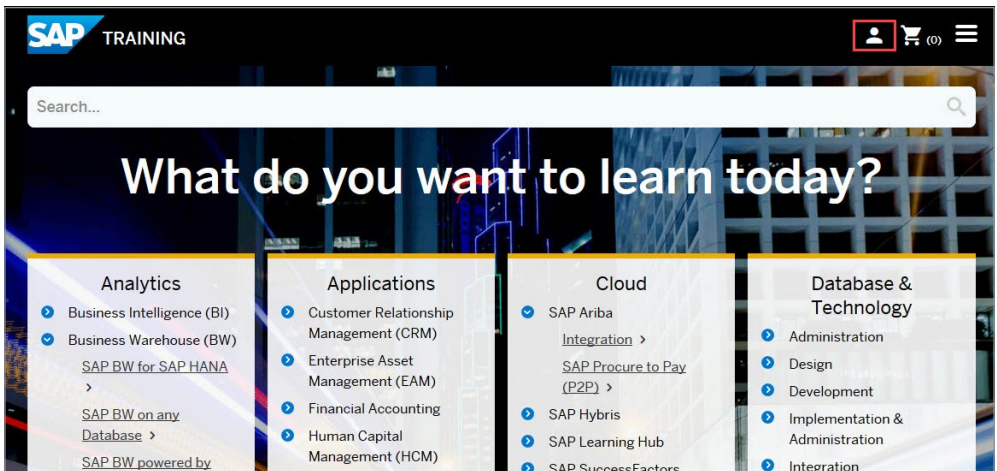


Figure 16: SAP® Learning Hub – Welcome Page

SAP Training Shop

Log On

E-mail, ID, or User Name

E-mail, ID, or User Name





Password

Password

☐ Remember me

Log On

or



Register

[Forgot password?](#)


Powered by


Figure 17: Logon Screen

2. If you have not yet associated your S-user ID to your sap.com account, you will see a pop-up prompting you (see Figure 18). Select your S-user ID and click on *Trigger Assignment*.

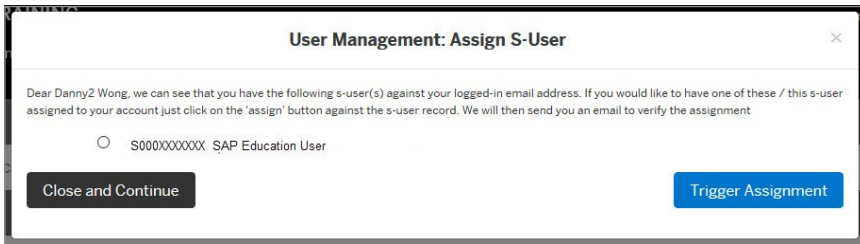


Figure 18: Assign S-User

3. Check your e-mail for a message from SAP to verify your S-user ID assignment. Click on the *Verify Assignment* link within the e-mail (see Figure 19).

Please note: You must be logged in to the Training Shop when you click on the *Verify Assignment* link. You must open the link in the same browser. Alternatively, you can copy and paste the link to a new tab.

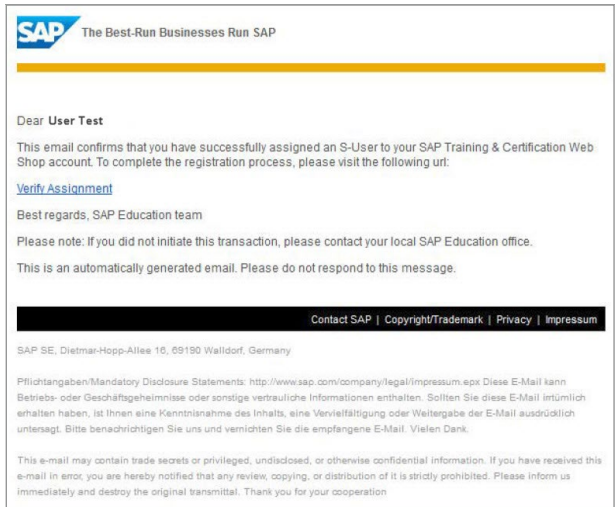


Figure 19: E-Mail to Verify Assignment

4. Once the assignment is verified, you will receive a success message on the screen (see Figure 20). Click on *Done*.



Figure 20: Successful Assignment

5. Click on the option in the extreme right (outlined in red in Figure 21) and select *My Training* (see Figure 22). This will take you to the training course area.



Figure 21: SAP® Learning Hub – Access to Training

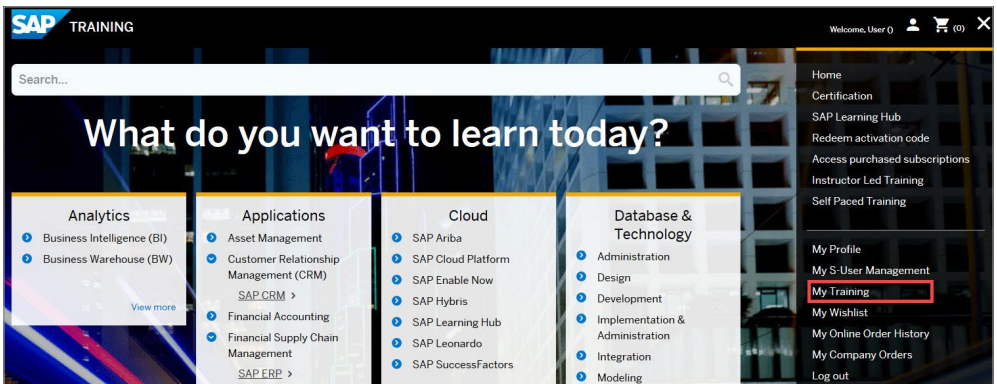


Figure 22: Welcome Page – Navigation Options

6. Click on *Go to SAP Learning Hub* (see Figure 23).

My Training

Filters

Delivery Method

☐ Learning Hub ⓘ

☐ E-Learning ⓘ

SAP Learning Hub

HUB001 – SAP Learning Hub, discovery edition

 12 Dec 2015 - 15 Nov 2020

[Go to SAP Learning Hub](#)

Figure 23: Go to SAP® Learning Hub

You can also go to the Training Webshop (see Figure 24). Log in with your account and access content on SAP Learning Hub by clicking on *Access purchased subscriptions* and then *Access SAP Learning Hub*.

Access SAP Subscription

| Subscription Edition | License Start Date | License End Date | Time Remaining | Access |
|-------------------------------------|--------------------|------------------|----------------|--|
| SAP Learning Hub, Discovery Edition | 12 Dec 2015 | 15 Nov 2020 | 4 Years | Access SAP LearningHub |
| SAP Learning Hub | 17 Feb 2016 | 16 Feb 2017 | 4 Months | Access SAP LearningHub |

Figure 24: Accessing Subscriptions

USER WITHOUT AN SAP.COM ACCOUNT AND WITH A BOOKING FOR SAP LEARNING HUB

1. If you already have a subscription for SAP Learning Hub, you should have received a confirmation e-mail. In the e-mail, click on the *Login now* link. (see Figure 25).

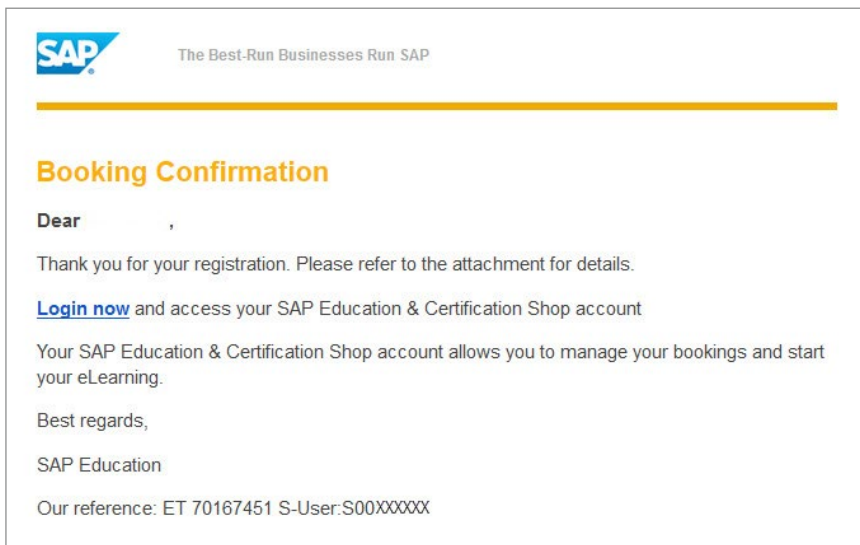


Figure 25: Booking Confirmation – Register to Activate Your S-User

2. In <https://training.sap.com>, click on *My Account* (red-outlined icon in Figure 26) then *Register* (see Figure 27) to create your SAP user account.

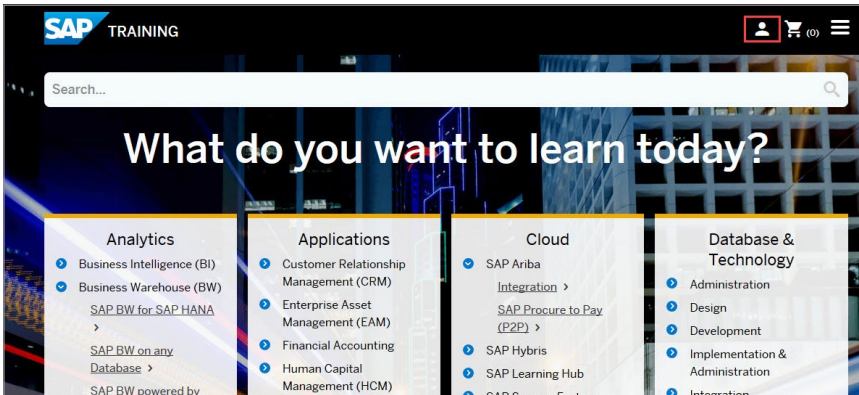


Figure 26: S-User Management – Create User Account

SAP Training Shop

Log On

E-mail, ID, or User Name

E-mail, ID, or User Name





Password

Password

☐ Remember me

Log On

or



Register

[Forgot password?](#)


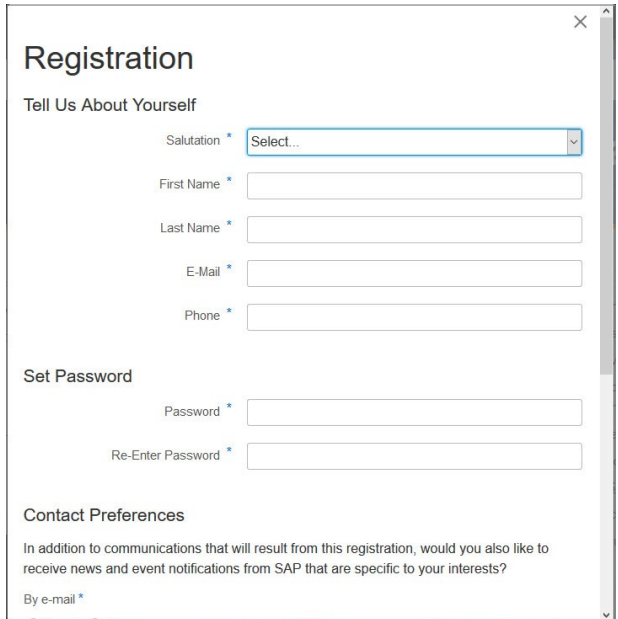
Powered by
 Cloud Platform

Figure 27: Logon Screen

3. Fill out the user registration form and scroll down and confirm that you have read the privacy policy by selecting the check box. Then click on *Register* (see Figure 28).

A screenshot of a web-based user registration form titled "Registration". The form is divided into three main sections: "Tell Us About Yourself", "Set Password", and "Contact Preferences". The "Tell Us About Yourself" section includes fields for Salutation (a dropdown menu with "Select..." as the placeholder), First Name, Last Name, E-Mail, and Phone, each with an asterisk indicating it is a required field. The "Set Password" section includes fields for Password and Re-Enter Password, also with asterisks. The "Contact Preferences" section contains a paragraph of text asking if the user wants to receive news and event notifications from SAP, followed by a "By e-mail" label with an asterisk. The form has a close button (X) in the top right corner and a scroll bar on the right side.

Registration

Tell Us About Yourself

Salutation *

First Name *

Last Name *

E-Mail *

Phone *

Set Password

Password *

Re-Enter Password *

Contact Preferences

In addition to communications that will result from this registration, would you also like to receive news and event notifications from SAP that are specific to your interests?

By e-mail *

Figure 28: User Registration

4. You will receive a registration confirmation message (see Figure 29). Click on *Log on* to confirm your registration.

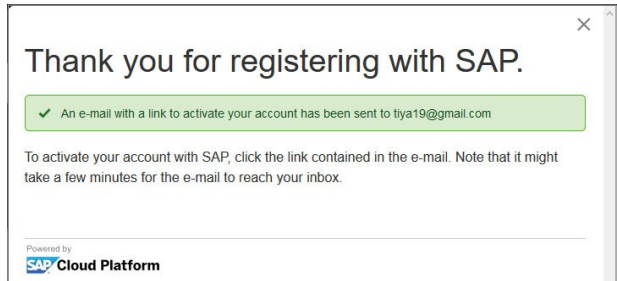


Figure 29: Confirmation of User Registration

Click on *Click here to activate your account* in the e-mail you receive (see Figure 30).

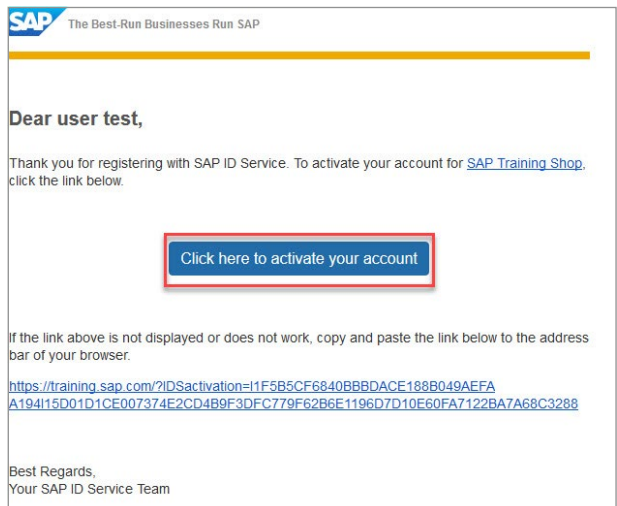


Figure 30: E-Mail Confirmation of Registration

5. You are successfully logged in to the Training Shop if you see your name in the upper right-hand corner (Figure 31).

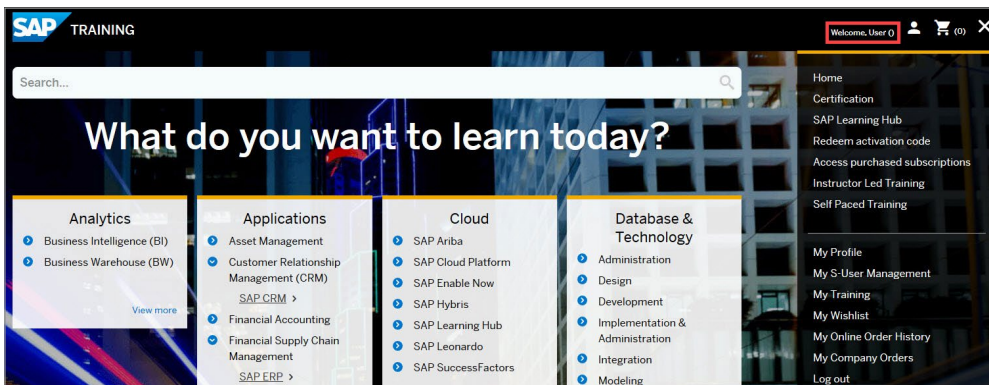


Figure 31: SAP® Learning Hub – Login Success

6. You will see a pop-up prompting you to assign your S-user ID to your sap.com account (see Figure 32). Select your S-user ID and click on *Trigger Assignment*.

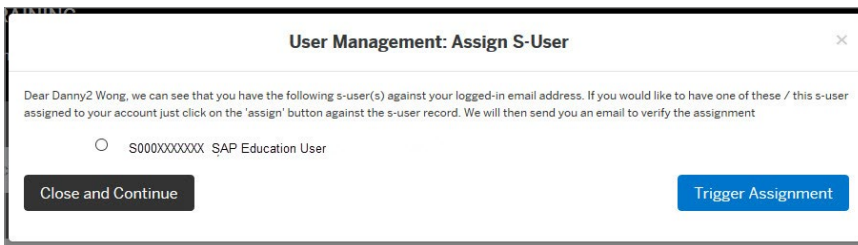


Figure 32: Assign S-User

7. Check your e-mail for a message from SAP to verify your S-user ID assignment. Click on the *Verify Assignment* link within the e-mail (see Figure 33).

Please note: You must be logged in to the Training Shop when you click on the *Verify Assignment* link. You must open the link in the same browser. Alternatively, you can copy and paste the link to a new tab.

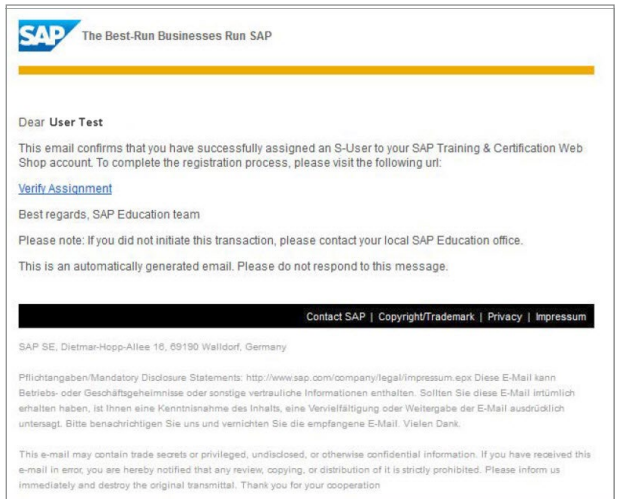


Figure 33: E-Mail to Verify Assignment

8. Once the assignment is verified, you will receive a success message on the screen (see Figure 34). Click on *Done*.

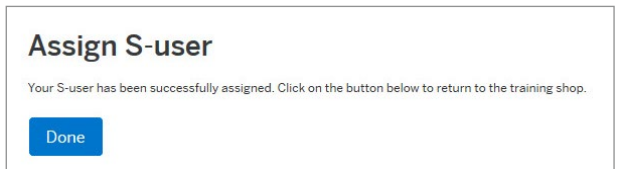


Figure 34: Successful Assignment

9. Click on the option in the extreme right (red-outlined icon in Figure 35) and select *My Training* (see Figure 36). This will take you to the training course area.



Figure 35: SAP® Learning Hub – Access to Training

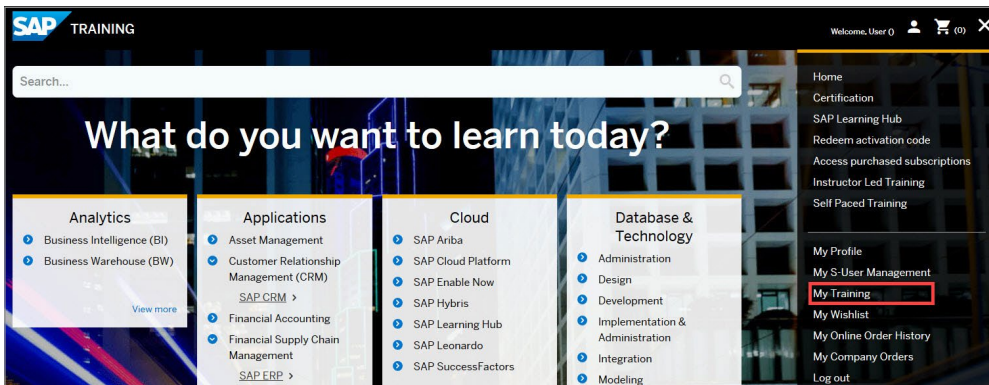


Figure 36: Welcome Page – Navigation Options

10. Click on *Go to SAP Learning Hub* (see Figure 37).



Figure 37: Go to SAP® Learning Hub

You can also go to the Training Shop. Log in with your account and access content on SAP Learning Hub by clicking on *Access purchased subscriptions* (see Figure 38) and then *Access SAP Learning Hub* (Figure 39).

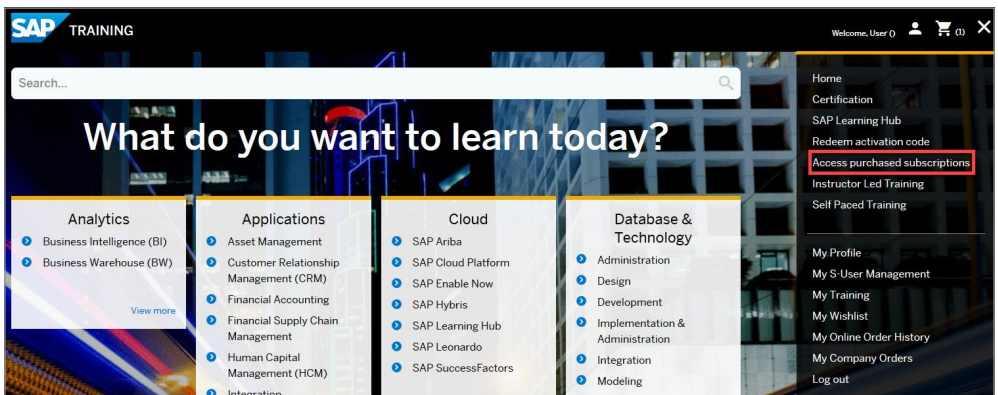


Figure 38: Welcome Page – Navigation Options

| Access SAP Subscription | | | | |
|-------------------------------------|--------------------|------------------|----------------|--|
| Subscription Edition | License Start Date | License End Date | Time Remaining | Access |
| SAP Learning Hub, Discovery Edition | 12 Dec 2015 | 15 Nov 2020 | 4 Years | Access SAP LearningHub |
| SAP Learning Hub | 17 Feb 2016 | 16 Feb 2017 | 4 Months | Access SAP LearningHub |

Figure 39: Accessing Subscriptions

Existing User Without a Subscription to SAP Learning Hub

If you have an [sap.com](https://training.sap.com) account, and you don't have a subscription for enrollment in SAP Learning Hub, please take the following steps.

1. Go to <https://training.sap.com> and click on the *My Account* icon (red-outlined icon in Figure 40) to reveal the *Register* and *Log On* links at the top right-hand corner of the screen. Select *Register* (see Figure 41).

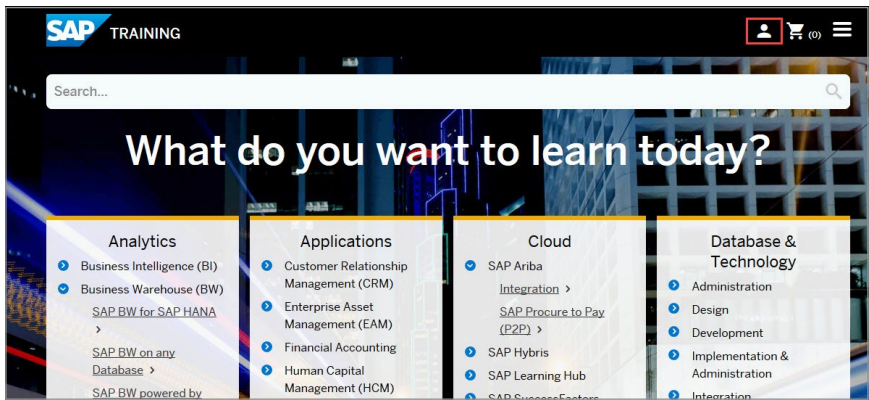


Figure 40: SAP® Learning Hub – Welcome Page

SAP Training Shop

Log On

E-mail, ID, or User Name

E-mail, ID, or User Name

Password

Password

☐ Remember me

Log On

or

f

in

g

Register

[Forgot password?](#)

Powered by

SAP Cloud Platform

Figure 41: SAP® Learning Hub – Logon Screen

2. If you have not yet associated your S-user ID to your sap.com account, you will see a pop-up prompting you to do this (see Figure 42). Select your S-user ID and click on *Trigger Assignment*. If you don't have an S-user ID, please go to [step 5](#).

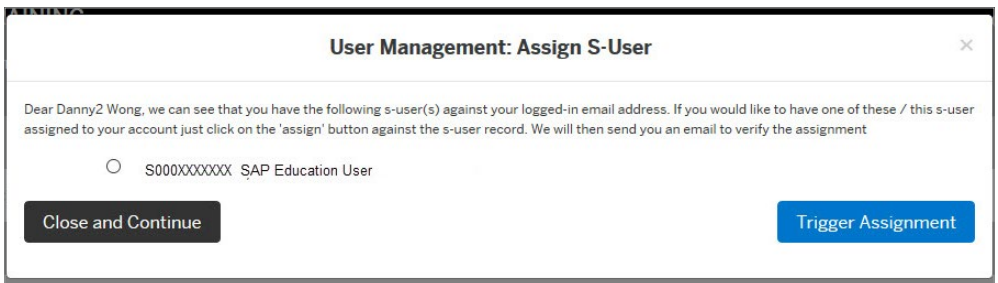


Figure 42: Assign S-User

3. Check your e-mail for a message from SAP to verify your S-user ID assignment. Click on the *Verify Assignment* link within the e-mail (see Figure 43).

Please note: You must be logged in to the Training Shop when you click on the *Verify Assignment* link. You must open the link in the same browser. Alternatively, you can copy and paste the link to a new tab.

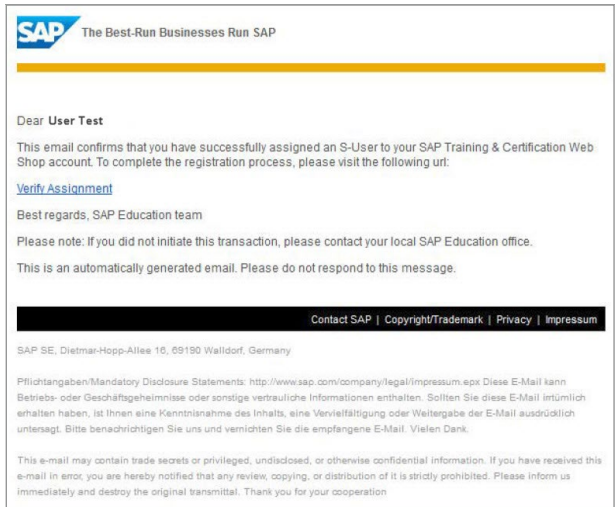


Figure 43: E-Mail to Verify Assignment

4. Once the assignment is verified, you will receive a success message on the screen (see Figure 44). Click on *Done*.

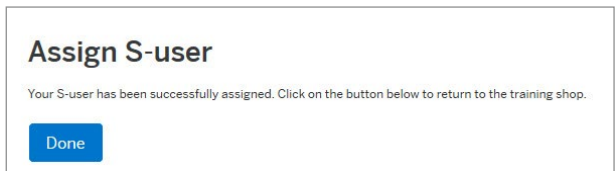


Figure 44: Successful Assignment

5. To view available subscriptions for SAP Learning Hub, click on *SAP Learning Hub* (see Figure 45).

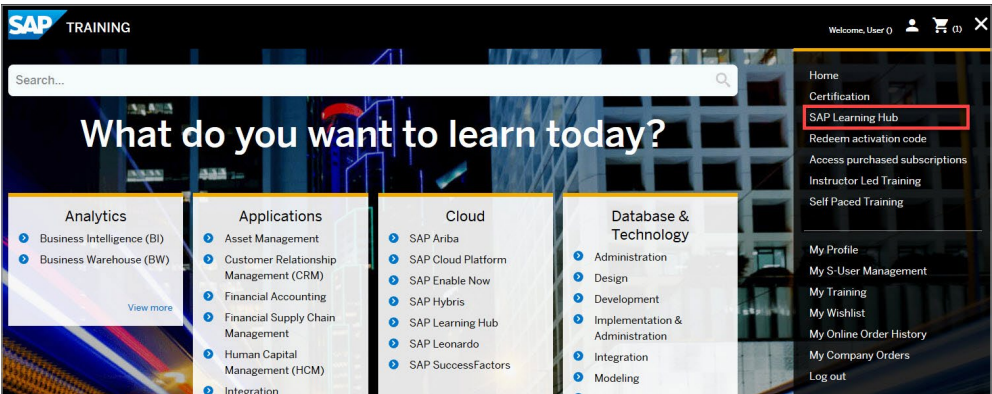


Figure 45: SAP® Learning Hub – Find Available Subscriptions

6. Select the edition of SAP Learning Hub that you would like to purchase (see Figure 46).

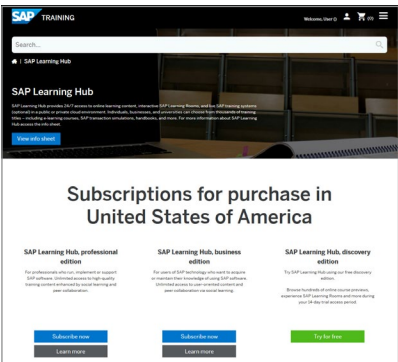


Figure 46: Select Edition

- HUB030

SAP Learning Hub, Professional Edition, Public Cloud Version

Insufficient data for accurate rating at this time.

Solution:

Delivery Methods:

Level:

Languages:

SAP Other Solution

Learning Hub

Details, Configuration & Transaction

English

Solution Release:

SEE COURSE DETAIL

Goals

- You get unlimited access to SAP Education content, always up to date and available anytime, anywhere in order to...(non-exclusive examples):

 - Develop and maintain your SAP skills – anytime, anywhere
 - Prepare for Certification
 - In-project or Day-to-day knowledge retrieval
 - Workshop new release knowledge in a group
 - Support early innovation evaluation / bid participation
 - Cross-train a group of people in innovation topics

Audience

 - SAP Consultants, Customer COE and IT members, SAP Administrators, SAP Super Users, SAP Project Team members, Individual SAP Professionals

Book this offering

SAP Learning Hub

Online

EN

Add to basket

\$3,375.00 (USD)

8. Click on *Proceed to basket* to go to your basket (see Figure 48).

Added to basket

HUB030

SAP Learning Hub, Professional Edition, Public Cloud Version

\$3,375.00 (USD)

Delivery Method:

Start Date:

Solution Release:

Learning Hub

06 Dec 2017

SEE COURSE DETAIL

[Continue browsing](#)

Proceed to basket

Figure 48: Proceed to Basket

9. Click on *Proceed to checkout* (see Figure 49).

Shopping Basket

You have 1 Item ready for checkout .

If you are logged in and have an S-User assigned, you can enroll other attendees into a course by using the "Attendee Management" option.

HUB030

SAP Learning Hub, Professional Edition, Public Cloud Version

Delivery Method:

Location:

Solution Release:

Activation Date:

Learning Hub

online

SEE COURSE DETAIL

05 Dec 2017 [Change](#)

\$3,375.00 (USD)

[Remove](#)

[Add to wishlist](#)

Campaign Code:

Apply

Total:

\$3,375.00 (USD)

[Remove all](#)

[Proceed to checkout](#)

Please note that all prices exclude local taxes so the actual invoiced/charged amount may be higher.

Figure 49: Proceed to Checkout

10. If you don't have an S-user ID, you will be required to create a new one by filling out a form, as seen in Figure 50, to continue with the booking. Your S-user ID will give you access to SAP Learning Hub as well as other Web sites of SAP.

Booking request

Please complete the below to submit your order

You are successfully logged on and for your convenience products left in basket from your previous visits are now merged. Please check your basket and remove unwanted products.

Review your order

Back to basket

HUB030 - SAP Learning Hub, Professional Edition, Public Cloud Version

Price:

\$3,375.00 (USD)

Details >

Review your details

Create address data

Assign address data of your s-user

If your address has changed or you need to create a new address please add prior to submitting your order.

Your company details:

Company booking

☒ My company details

☐ I am self employed

Company name *

Customer number

VAT Number (EU)

Phone number *

Your billing address details:

Street number *

Street name *

City *

Post code *

Country *

Please select

☐ Add an additional billing contact and address

Please provide a company address if you are booking a course or exam on behalf of a company, or your personal address if you are paying for your training individually.

NOTE: The address you provide will appear on the corresponding invoice and is not required for debit/credit card verification purposes.

Save

Figure 50: Create a New S-User ID

11. Review your order and select your payment type (see Figure 51).

Booking request

Please complete the below to submit your order

Review your order

Back to basket

HUB030 - SAP Learning Hub, Professional Edition, Public Cloud Version Price: \$3,375.00 (USD)

Details >

Review your details

Edit

SAP Education will process your order and send correspondence based on the details below. Please review your contact details are correct prior to submitting your order.

Your contact details

Your address details

Title

Title

First name

First name

Last name

Last name

Email address

Email address

Phone number

Street number

Street name

City

Post code

Country

State

Company details

Non-Company booking

Review your payment method

Payment to SAP Education North America

Purchase Order Credit/Debit card Activation Code

Fields marked with * are mandatory

Select invoice recipient:

myself

Your purchase order number *

If you do not have a PO number and cannot proceed, you can enter "N/A". You may be required to upload your purchasing document below to proceed.

Upload purchase order document *

Choose file... Browse

Upload

Continue

Figure 51: Training Shop – Review Order

12. Please review your order. Then confirm you have accepted the terms and conditions by selecting the check box and clicking on *Submit* (see Figure 52).

Booking request

Please complete the below to submit your order

Review your order

HUB030 - SAP Learning Hub, Professional Edition, Public Cloud Version

Price: \$3,375.00 (USD)

[More details](#)

[Back to basket](#)

Review your details

SAP Education will process your order and send correspondence based on the details below. Please review your contact details are correct prior to submitting your order.

Your contact details

Title

First name

Last name

Email address

Phone number

Your address details

First name

Last name

Email address

Phone number

Street name

City

Post code

Country

State

Company details

Non-Company booking

[Edit](#)

Review your payment method

Credit/Debit card to SAP Education North America

Card type

Cardholder name

Credit/Debit card number

Expiration date

Additional Information *

Comments

[Edit](#)

Terms & conditions

☐ I have read, understand and agree to the [Terms and Conditions](#).

All prices exclude local taxes; tax amount will be calculated when order is processed by SAP Education.

[Submit](#)

Total to pay

\$3,375.00 (USD)

Please note that all prices exclude local taxes so the actual invoiced/charged amount may be higher

Figure 52: Training Shop – Review and Submit Order

13. This is your order summary. Please keep your order number or take a screenshot for future reference (see Figure 53).

Order Summary - from SAP Education North America

Order Number 233397

| Course | Attendees | Price |
|---|-----------|------------------|
| HUB030 - SAP Learning Hub, Professional Edition, Public Cloud Version | | \$3,375.00 (USD) |

Basket total: \$3,375.00 (USD)

Start your SAP Learning Hub experience now!

Please bear with us while we set-up your Learning Hub Subscription. In the meantime, you can get started with our Learning Hub Discovery Edition.

Click below to get access and start discovering.

Get Discovery Edition

Print this page

Continue shopping

Figure 53: Training Shop – Booking Confirmation

14. For paid editions of SAP Learning Hub, you will receive a confirmation e-mail. When you have received this e-mail, please refer to the section titled “User with an sap.com Account and a Booking for SAP Learning Hub” to complete your profile setup.

Please note: The enrollment confirmation e-mail can take up to 48 hours to arrive. If you haven’t received your confirmation e-mail from SAP after 48 hours, please contact your regional team from SAP or e-mail e-learning@sap.com for support.

SUPPORT

For more information about navigating SAP Learning Hub, please refer to the following user guide in the help center: <https://training.sap.com/shop/help-center>.

If you encounter any issues when accessing your course material, please feel free to contact our e-learning support team at e-learning@sap.com or a representative from your local SAP organization. Support services are available from the global e-learning support team 24 hours a day, Monday through Friday. Support services are provided in the English language only, and you will be asked to provide your S-user ID.

Studio SAP | 37261enUS (18/02)

© 2018 SAP SE or an SAP affiliate company. All rights reserved.

No part of this publication may be reproduced or transmitted in any form or for any purpose without the express permission of SAP SE or an SAP affiliate company.

The information contained herein may be changed without prior notice. Some software products marketed by SAP SE and its distributors contain proprietary software components of other software vendors. National product specifications may vary.

These materials are provided by SAP SE or an SAP affiliate company for informational purposes only, without representation or warranty of any kind, and SAP or its affiliated companies shall not be liable for errors or omissions with respect to the materials. The only warranties for SAP or SAP affiliate company products and services are those that are set forth in the express warranty statements accompanying such products and services, if any. Nothing herein should be construed as constituting an additional warranty.

In particular, SAP SE or its affiliated companies have no obligation to pursue any course of business outlined in this document or any related presentation, or to develop or release any functionality mentioned therein. This document, or any related presentation, and SAP SE's or its affiliated companies' strategy and possible future developments, products, and/or platform directions and functionality are all subject to change and may be changed by SAP SE or its affiliated companies at any time for any reason without notice. The information in this document is not a commitment, promise, or legal obligation to deliver any material, code, or functionality. All forward-looking statements are subject to various risks and uncertainties that could cause actual results to differ materially from expectations. Readers are cautioned not to place undue reliance on these forward-looking statements, and they should not be relied upon in making purchasing decisions.

SAP and other SAP products and services mentioned herein as well as their respective logos are trademarks or registered trademarks of SAP SE (or an SAP affiliate company) in Germany and other countries. All other product and service names mentioned are trademarks of their respective companies.

See <http://www.sap.com/corporate-en/legal/copyright/index.epx> for additional trademark information and notices.