

# UX400

## UI Development with SAPUI5

### COURSE OUTLINE

Course Version: 22

Course Duration:



# SAP Copyrights, Trademarks and Disclaimers

© 2022 SAP SE or an SAP affiliate company. All rights reserved.

No part of this publication may be reproduced or transmitted in any form or for any purpose without the express permission of SAP SE or an SAP affiliate company.

SAP and other SAP products and services mentioned herein as well as their respective logos are trademarks or registered trademarks of SAP SE (or an SAP affiliate company) in Germany and other countries. Please see <http://global12.sap.com/corporate-en/legal/copyright/index.epx> for additional trademark information and notices.

Some software products marketed by SAP SE and its distributors contain proprietary software components of other software vendors.

National product specifications may vary.

These materials may have been machine translated and may contain grammatical errors or inaccuracies.








These materials are provided by SAP SE or an SAP affiliate company for informational purposes only, without representation or warranty of any kind, and SAP SE or its affiliated companies shall not be liable for errors or omissions with respect to the materials. The only warranties for SAP SE or SAP affiliate company products and services are those that are set forth in the express warranty statements accompanying such products and services, if any. Nothing herein should be construed as constituting an additional warranty.

In particular, SAP SE or its affiliated companies have no obligation to pursue any course of business outlined in this document or any related presentation, or to develop or release any functionality mentioned therein. This document, or any related presentation, and SAP SE's or its affiliated companies' strategy and possible future developments, products, and/or platform directions and functionality are all subject to change and may be changed by SAP SE or its affiliated companies at any time for any reason without notice. The information in this document is not a commitment, promise, or legal obligation to deliver any material, code, or functionality. All forward-looking statements are subject to various risks and uncertainties that could cause actual results to differ materially from expectations. Readers are cautioned not to place undue reliance on these forward-looking statements, which speak only as of their dates, and they should not be relied upon in making purchasing decisions.

# Typographic Conventions

American English is the standard used in this handbook.

The following typographic conventions are also used.

This information is displayed in the instructor's presentation	
Demonstration	
Procedure	
Warning or Caution	
Hint	
Related or Additional Information	
Facilitated Discussion	
User interface control	<i>Example text</i>
Window title	<i>Example text</i>

# Contents

vii	<b>Course Overview</b>
<b>1</b>	<b>Unit 1: SAP's UX Strategy</b>
1	Lesson: Understanding SAP's UX Strategy
<b>3</b>	<b>Unit 2: SAPUI5 Overview</b>
3	Lesson: Understanding SAPUI5
<b>5</b>	<b>Unit 3: SAP Business Application Studio Overview</b>
5	Lesson: Exploring the SAP Business Application Studio
<b>7</b>	<b>Unit 4: Load and Initialize SAPUI5</b>
7	Lesson: Loading and Initializing SAPUI5
<b>9</b>	<b>Unit 5: Dependency Management</b>
9	Lesson: Managing Dependencies
<b>11</b>	<b>Unit 6: Views and Controllers</b>
11	Lesson: Using Views and Controllers
<b>13</b>	<b>Unit 7: Layout Controls</b>
13	Lesson: Using Layout Controls
<b>15</b>	<b>Unit 8: Fragments</b>
15	Lesson: Using Fragments
<b>17</b>	<b>Unit 9: Models and Data Binding</b>
17	Lesson: Exploring Models and Data Binding
<b>19</b>	<b>Unit 10: Localization</b>
19	Lesson: Implementing Localization
<b>21</b>	<b>Unit 11: OData Services</b>
21	Lesson: Exploring OData Services
<b>23</b>	<b>Unit 12: OData Model</b>
23	Lesson: Consuming OData Services with SAPUI5

<b>25</b>	<b>Unit 13: Component Implementation</b>
25	Lesson: Implementing Components
<b>27</b>	<b>Unit 14: Worklist App Development</b>
27	Lesson: Developing Worklist Apps
<b>29</b>	<b>Unit 15: Appendix - OData V4 Model</b>
29	Lesson: Instantiating a Model
29	Lesson: Using Data Binding
29	Lesson: Filtering and Sorting Model Data
29	Lesson: Consuming OData Operations
29	Lesson: Implementing Batch Control
29	Lesson: Creating and Deleting Entities

# Course Overview

## **TARGET AUDIENCE**

This course is intended for the following audiences:

- Development Consultant
- Business Process Owner/Team Lead/Power User
- Developer
- Solution Architect





## Lesson 1: Understanding SAP's UX Strategy

### Lesson Objectives

After completing this lesson, you will be able to:

- Understand SAP's UX Strategy



## Lesson 1: Understanding SAPUI5

### Lesson Objectives

After completing this lesson, you will be able to:

- Understand SAPUI5



## Lesson 1: Exploring the SAP Business Application Studio

### Lesson Objectives

After completing this lesson, you will be able to:

- Explore the SAP Business Application Studio



## Lesson 1: Loading and Initializing SAPUI5

### Lesson Objectives

After completing this lesson, you will be able to:

- Load and initialize SAPUI5





## Lesson 1: Managing Dependencies

### Lesson Objectives

After completing this lesson, you will be able to:

- Modularize SAPUI5 applications



## Lesson 1: Using Views and Controllers

### Lesson Objectives

After completing this lesson, you will be able to:

- Use views and controllers



## Lesson 1: Using Layout Controls

### Lesson Objectives

After completing this lesson, you will be able to:

- Use layout controls



## Lesson 1: Using Fragments

### Lesson Objectives

After completing this lesson, you will be able to:

- Use fragments





## Lesson 1: Exploring Models and Data Binding

### Lesson Objectives

After completing this lesson, you will be able to:

- Explore models and data binding



## Lesson 1: Implementing Localization

### Lesson Objectives

After completing this lesson, you will be able to:

- Implement localization



## Lesson 1: Exploring OData Services

### Lesson Objectives

After completing this lesson, you will be able to:

- Understand the Open Data Protocol



## Lesson 1: Consuming OData Services with SAPUI5

### Lesson Objectives

After completing this lesson, you will be able to:

- Use the SAPUI5 OData Model





## Lesson 1: Implementing Components

### Lesson Objectives

After completing this lesson, you will be able to:

- Implement a component



## Lesson 1: Developing Worklist Apps

### Lesson Objectives

After completing this lesson, you will be able to:

- Develop a Worklist app



## Lesson 1: Instantiating a Model

### Lesson Objectives

After completing this lesson, you will be able to:

- Instantiate an OData V4 Model

## Lesson 2: Using Data Binding

### Lesson Objectives

After completing this lesson, you will be able to:

- Use Data Binding

## Lesson 3: Filtering and Sorting Model Data

### Lesson Objectives

After completing this lesson, you will be able to:

- Filter and sort Model Data

## Lesson 4: Consuming OData Operations

### Lesson Objectives

After completing this lesson, you will be able to:

- Consume OData Operations

## Lesson 5: Implementing Batch Control

### Lesson Objectives

After completing this lesson, you will be able to:

- Implement Batch Control

## Lesson 6: Creating and Deleting Entities

### Lesson Objectives

After completing this lesson, you will be able to:

- Create and delete entities