

UX200

SAP Fiori – System Administration

COURSE OUTLINE

Course Version: 24

Course Duration:

SAP Copyrights, Trademarks and Disclaimers

© 2024 SAP SE or an SAP affiliate company. All rights reserved.

No part of this publication may be reproduced or transmitted in any form or for any purpose without the express permission of SAP SE or an SAP affiliate company.

SAP and other SAP products and services mentioned herein as well as their respective logos are trademarks or registered trademarks of SAP SE (or an SAP affiliate company) in Germany and other countries. Please see <https://www.sap.com/corporate/en/legal/copyright.html> for additional trademark information and notices.

Some software products marketed by SAP SE and its distributors contain proprietary software components of other software vendors.

National product specifications may vary.

These materials may have been machine translated and may contain grammatical errors or inaccuracies.








These materials are provided by SAP SE or an SAP affiliate company for informational purposes only, without representation or warranty of any kind, and SAP SE or its affiliated companies shall not be liable for errors or omissions with respect to the materials. The only warranties for SAP SE or SAP affiliate company products and services are those that are set forth in the express warranty statements accompanying such products and services, if any. Nothing herein should be construed as constituting an additional warranty.

In particular, SAP SE or its affiliated companies have no obligation to pursue any course of business outlined in this document or any related presentation, or to develop or release any functionality mentioned therein. This document, or any related presentation, and SAP SE's or its affiliated companies' strategy and possible future developments, products, and/or platform directions and functionality are all subject to change and may be changed by SAP SE or its affiliated companies at any time for any reason without notice. The information in this document is not a commitment, promise, or legal obligation to deliver any material, code, or functionality. All forward-looking statements are subject to various risks and uncertainties that could cause actual results to differ materially from expectations. Readers are cautioned not to place undue reliance on these forward-looking statements, which speak only as of their dates, and they should not be relied upon in making purchasing decisions.

Typographic Conventions

American English is the standard used in this handbook.

The following typographic conventions are also used.

This information is displayed in the instructor's presentation	
Demonstration	
Procedure	
Warning or Caution	
Hint	
Related or Additional Information	
Facilitated Discussion	
User interface control	<i>Example text</i>
Window title	<i>Example text</i>

Contents

vii **Course Overview**

1 Unit 1: Introduction

- 1 Lesson: Reviewing SAP Fiori
- 1 Lesson: Understanding Implementation Planning

3 Unit 2: System Landscape Preparation

- 3 Lesson: Working with ABAP Task Manager
- 3 Lesson: Activating Enterprise Search
- 3 Lesson: Activating SAP S/4HANA Embedded Analytics
- 3 Lesson: Configuring Communication Channels
- 3 Lesson: Configuring a Hub Deployment (Appendix)

5 Unit 3: Rapid Activation

- 5 Lesson: Understanding Rapid Activation
- 5 Lesson: Configuring SAP Gateway and SAP Fiori
- 5 Lesson: Preparing SAP Fiori Apps
- 5 Lesson: Activating SAP Fiori Apps by SAP Business Roles
- 5 Lesson: Activating SAP Fiori Apps by SAP Fiori Catalogs

7 Unit 4: App Implementation

- 7 Lesson: Configuring Transactional Apps
- 7 Lesson: Configuring Reference Apps (Appendix)
- 7 Lesson: Configuring Analytical Apps
- 7 Lesson: Configuring Fact Sheet Apps and SAP Fiori Search
- 7 Lesson: Configuring Classic Applications

9 Unit 5: Optional Configuration

- 9 Lesson: Configuring In-App Help
- 9 Lesson: Configuring Notifications

11 Unit 6: Operations

- 11 Lesson: Understanding Transportation
- 11 Lesson: Understanding Troubleshooting
- 11 Lesson: Understanding Monitoring

Course Overview

TARGET AUDIENCE

This course is intended for the following audiences:

- Technology Consultant
- System Administrator

Lesson 1: Reviewing SAP Fiori

Lesson Objectives

After completing this lesson, you will be able to:

- Review SAP Fiori

Lesson 2: Understanding Implementation Planning

Lesson Objectives

After completing this lesson, you will be able to:

- Understand Deployment Options
- Understand SAP Activate
- Plan SAP Fiori Apps with Maintenance Planner

Lesson 1: Working with ABAP Task Manager

Lesson Objectives

After completing this lesson, you will be able to:

- Work with ABAP Task Manager

Lesson 2: Activating Enterprise Search

Lesson Objectives

After completing this lesson, you will be able to:

- Activate Enterprise Search

Lesson 3: Activating SAP S/4HANA Embedded Analytics

Lesson Objectives

After completing this lesson, you will be able to:

- Activate SAP S/4HANA Embedded Analytics

Lesson 4: Configuring Communication Channels

Lesson Objectives

After completing this lesson, you will be able to:

- Install SAP Web Dispatcher
- Configure HTTPS communication
- Enable Single Sign-On

Lesson 5: Configuring a Hub Deployment (Appendix)

Lesson Objectives

After completing this lesson, you will be able to:

- Configure trust relationships
- Maintain system aliases

- Maintain Routing Rules for SAP Web Dispatcher

Lesson 1: Understanding Rapid Activation

Lesson Objectives

After completing this lesson, you will be able to:

- Review the Content Model
- Understand rapid activation

Lesson 2: Configuring SAP Gateway and SAP Fiori

Lesson Objectives

After completing this lesson, you will be able to:

- Configure SAP Gateway and SAP Fiori

Lesson 3: Preparing SAP Fiori Apps

Lesson Objectives

After completing this lesson, you will be able to:

- Prepare SAP Fiori Apps

Lesson 4: Activating SAP Fiori Apps by SAP Business Roles

Lesson Objectives

After completing this lesson, you will be able to:

- Activate SAP Fiori Apps by SAP Business Roles

Lesson 5: Activating SAP Fiori Apps by SAP Fiori Catalogs

Lesson Objectives

After completing this lesson, you will be able to:

- Activate SAP Fiori Apps by SAP Fiori Catalogs

Lesson 1: Configuring Transactional Apps

Lesson Objectives

After completing this lesson, you will be able to:

- Configure transactional apps

Lesson 2: Configuring Reference Apps (Appendix)

Lesson Objectives

After completing this lesson, you will be able to:

- Configure reference apps

Lesson 3: Configuring Analytical Apps

Lesson Objectives

After completing this lesson, you will be able to:

- Configure analytical apps

Lesson 4: Configuring Fact Sheet Apps and SAP Fiori Search

Lesson Objectives

After completing this lesson, you will be able to:

- Manage Enterprise Search
- Configure fact sheet apps

Lesson 5: Configuring Classic Applications

Lesson Objectives

After completing this lesson, you will be able to:

- Configure Back-End Catalogs
- Add SAP Easy Access Menu to App Finder

Lesson 1: Configuring In-App Help

Lesson Objectives

After completing this lesson, you will be able to:

- Configure In-App Help

Lesson 2: Configuring Notifications

Lesson Objectives

After completing this lesson, you will be able to:

- Configure notifications

Lesson 1: Understanding Transportation

Lesson Objectives

After completing this lesson, you will be able to:

- Understand transportation

Lesson 2: Understanding Troubleshooting

Lesson Objectives

After completing this lesson, you will be able to:

- Understand Troubleshooting

Lesson 3: Understanding Monitoring

Lesson Objectives

After completing this lesson, you will be able to:

- Understand monitoring