

THR95

SAP SuccessFactors Career Development Planning and Mentoring Academy

COURSE OUTLINE

Course Version: 2311

Course Duration:

SAP Copyrights, Trademarks and Disclaimers

© 2023 SAP SE or an SAP affiliate company. All rights reserved.

No part of this publication may be reproduced or transmitted in any form or for any purpose without the express permission of SAP SE or an SAP affiliate company.

SAP and other SAP products and services mentioned herein as well as their respective logos are trademarks or registered trademarks of SAP SE (or an SAP affiliate company) in Germany and other countries. Please see <https://www.sap.com/corporate/en/legal/copyright.html> for additional trademark information and notices.

Some software products marketed by SAP SE and its distributors contain proprietary software components of other software vendors.

National product specifications may vary.

These materials may have been machine translated and may contain grammatical errors or inaccuracies.








These materials are provided by SAP SE or an SAP affiliate company for informational purposes only, without representation or warranty of any kind, and SAP SE or its affiliated companies shall not be liable for errors or omissions with respect to the materials. The only warranties for SAP SE or SAP affiliate company products and services are those that are set forth in the express warranty statements accompanying such products and services, if any. Nothing herein should be construed as constituting an additional warranty.

In particular, SAP SE or its affiliated companies have no obligation to pursue any course of business outlined in this document or any related presentation, or to develop or release any functionality mentioned therein. This document, or any related presentation, and SAP SE's or its affiliated companies' strategy and possible future developments, products, and/or platform directions and functionality are all subject to change and may be changed by SAP SE or its affiliated companies at any time for any reason without notice. The information in this document is not a commitment, promise, or legal obligation to deliver any material, code, or functionality. All forward-looking statements are subject to various risks and uncertainties that could cause actual results to differ materially from expectations. Readers are cautioned not to place undue reliance on these forward-looking statements, which speak only as of their dates, and they should not be relied upon in making purchasing decisions.

Typographic Conventions

American English is the standard used in this handbook.

The following typographic conventions are also used.

This information is displayed in the instructor's presentation	
Demonstration	
Procedure	
Warning or Caution	
Hint	
Related or Additional Information	
Facilitated Discussion	
User interface control	<i>Example text</i>
Window title	<i>Example text</i>

Contents

vii Course Overview

1 Unit 1: Configuring SAP SuccessFactors Career Development Planning

1 Lesson: Exploring the SAP SuccessFactors Career Development Planning Modules and Tools

1 Lesson: Enabling SAP SuccessFactors Career Development Planning Functionality

3 Unit 2: Using Competencies and Roles in Career Development Planning

3 Lesson: Identifying Competencies

3 Lesson: Defining Competency Libraries, Competency Attributes, and Performance Details

3 Lesson: Managing Competencies and Competency Libraries

3 Lesson: Creating and Using Writing Assistant and Coaching Advisor Content

5 Unit 3: Enabling Development Goal Plans

5 Lesson: Exploring Development Goal Plans

5 Lesson: Setting Up Development Goal Plan Templates

5 Lesson: Configuring Development Goal Plans Using Admin Center

5 Lesson: Configuring Development Goal Plan Using XML

6 Lesson: Configuring the People Profile to Display Development Goals

6 Lesson: Enabling E-mail Notifications for Development Goals

7 Unit 4: Enabling Career Worksheets

7 Lesson: Exploring Career Worksheets

7 Lesson: Adding Career Worksheet Templates

7 Lesson: Configuring a Role-Readiness Form

7 Lesson: Configuring the Career Worksheet XML

8 Lesson: Managing Career Paths V2

8 Lesson: Configuring Additional Features in Career Worksheets

9 Unit 5: Configuring Learning Activities

9 Lesson: Integrating Development Plans with SAP SuccessFactors Learning

9 Lesson: Configuring Learning Activities for non-SAP SuccessFactors LMS Customers

11	Unit 6:	Creating Mentoring Programs
11		Lesson: Using SAP SuccessFactors Mentoring
11		Lesson: Managing Custom Program Types with Text Replacement
13	Unit 7:	Enabling the Latest Goal Management
13		Lesson: Exploring the Latest Version of Goal Management
15	Unit 8:	Succeeding as a Consultant
15		Lesson: Accessing Supplemental Resources

Course Overview

TARGET AUDIENCE

This course is intended for the following audiences:

- Application Consultant

Lesson 1: Exploring the SAP SuccessFactors Career Development Planning Modules and Tools

Lesson Objectives

After completing this lesson, you will be able to:

- Explain the benefits associated with SAP SuccessFactors Career Development Planning to a customer

Lesson 2: Enabling SAP SuccessFactors Career Development Planning Functionality

Lesson Objectives

After completing this lesson, you will be able to:

- Activate relevant CDP Provisioning switches in Company Settings
- Assign Role-Based Permissions for CDP users and admins in the Admin Center

Lesson 1: Identifying Competencies

Lesson Objectives

After completing this lesson, you will be able to:

- Define Competencies

Lesson 2: Defining Competency Libraries, Competency Attributes, and Performance Details

Lesson Objectives

After completing this lesson, you will be able to:

- Define Competency Libraries, Competency Attributes, and Performance Details

Lesson 3: Managing Competencies and Competency Libraries

Lesson Objectives

After completing this lesson, you will be able to:

- Manage Competencies and Competency Libraries and map competencies to job roles

Lesson 4: Creating and Using Writing Assistant and Coaching Advisor Content

Lesson Objectives

After completing this lesson, you will be able to:

- Use Writing Assistant and Coaching Advisor content to provide feedback details on a competency assessment

Lesson 1: Exploring Development Goal Plans

Lesson Objectives

After completing this lesson, you will be able to:

- Explore the Development Goal Plan elements

Lesson 2: Setting Up Development Goal Plan Templates

Lesson Objectives

After completing this lesson, you will be able to:

- Add a V12 Development Plan Template from the SuccessStore

Lesson 3: Configuring Development Goal Plans Using Admin Center

Lesson Objectives

After completing this lesson, you will be able to:

- Modify Development Plan General Settings
- Configure categories and fields in a Development Plan Template using Admin Center

Lesson 4: Configuring Development Goal Plan Using XML

Lesson Objectives

After completing this lesson, you will be able to:

- Modify the General Settings for a Development Plan Template using XML
- Configure standard and custom fields in a Development Plan template in XML
- Set up Action and Field permissions in a Development Plan template using XML
- Edit the Plan Layout of a Development Plan template using XML
- Configure Development Plan Template switches
- Configure the Competencies field

Lesson 5: Configuring the People Profile to Display Development Goals

Lesson Objectives

After completing this lesson, you will be able to:

- Configure the Background Element in the Data Model
- Add the Development Objectives Portlet in Configure People Profile
- Enable Role-Based Permissions for the Development Objectives Portlet
- Publish the Development Goals in the People Profile manually or by default

Lesson 6: Enabling E-mail Notifications for Development Goals

Lesson Objectives

After completing this lesson, you will be able to:

- Enable e-mail notifications for Development Goals

Lesson 1: Exploring Career Worksheets

Lesson Objectives

After completing this lesson, you will be able to:

- Explore Career Worksheets

Lesson 2: Adding Career Worksheet Templates

Lesson Objectives

After completing this lesson, you will be able to:

- Upload a V12 Career Worksheet template in Provisioning

Lesson 3: Configuring a Role-Readiness Form

Lesson Objectives

After completing this lesson, you will be able to:

- Configure a Role-Readiness form

Lesson 4: Configuring the Career Worksheet XML

Lesson Objectives

After completing this lesson, you will be able to:

- Configure fields in the Career Worksheet XML
- Set up field permissions and the plan layout in a Career Worksheet template
- Utilize the Readiness Meter
- Calculate options for Career Role Readiness
- Attach Role Readiness forms to the Career Worksheet for future roles
- Configure the Career Worksheet Gap Graph
- Display Development Goals in the Career Worksheet
- Manage Suggested Roles

Lesson 5: Managing Career Paths V2

Lesson Objectives

After completing this lesson, you will be able to:

- Manage Career Paths V2

Lesson 6: Configuring Additional Features in Career Worksheets

Lesson Objectives

After completing this lesson, you will be able to:

- Configure Preferred Next Move in the Career Worksheet template in XML
- Configure Links to current employees in positions in the Career Worksheet template XML
- Configure Hide Counts of positions in the Career Worksheet template XML

Lesson 1: Integrating Development Plans with SAP SuccessFactors Learning

Lesson Objectives

After completing this lesson, you will be able to:

- Describe SAP SuccessFactors Learning Integration Features

Lesson 2: Configuring Learning Activities for non-SAP SuccessFactors LMS Customers

Lesson Objectives

After completing this lesson, you will be able to:

- Identify Learning Activities for non-SAP SuccessFactors LMS Customers

Lesson 1: Using SAP SuccessFactors Mentoring

Lesson Objectives

After completing this lesson, you will be able to:

- Describe SAP SuccessFactors Mentoring
- Explain how to activate Mentoring
- Describe the steps for granting permissions for Mentoring
- Describe the types of Mentoring programs
- Explain how to create a Mentoring program
- Explain how to create an Open Enrollment Mentoring Program
- Describe the localization for Mentoring custom texts
- Describe Mentoring program statuses
- Describe Program Archiving
- Describe the mentor and mentee experience
- Describe the Admin matching experience

Lesson 2: Managing Custom Program Types with Text Replacement

Lesson Objectives

After completing this lesson, you will be able to:

- Manage Custom Program Types with Text Replacement

Lesson 1: Exploring the Latest Version of Goal Management

Lesson Objectives

After completing this lesson, you will be able to:

- Explore and enable the latest version of Goal Management

Lesson 1: Accessing Supplemental Resources

Lesson Objectives

After completing this lesson, you will be able to:

- Locate and access links to implementation and product documentation resources that will help during implementation