

SAP BI

Introduction to SAP BusinessObjects BI Solutions

COURSE OUTLINE

Course Version: 17

Course Duration:

SAP Copyrights and Trademarks

© 2019 SAP SE or an SAP affiliate company. All rights reserved.

No part of this publication may be reproduced or transmitted in any form or for any purpose without the express permission of SAP SE or an SAP affiliate company.

SAP and other SAP products and services mentioned herein as well as their respective logos are trademarks or registered trademarks of SAP SE (or an SAP affiliate company) in Germany and other countries. Please see <http://global12.sap.com/corporate-en/legal/copyright/index.epx> for additional trademark information and notices.

Some software products marketed by SAP SE and its distributors contain proprietary software components of other software vendors.

National product specifications may vary.








These materials are provided by SAP SE or an SAP affiliate company for informational purposes only, without representation or warranty of any kind, and SAP SE or its affiliated companies shall not be liable for errors or omissions with respect to the materials. The only warranties for SAP SE or SAP affiliate company products and services are those that are set forth in the express warranty statements accompanying such products and services, if any. Nothing herein should be construed as constituting an additional warranty.

In particular, SAP SE or its affiliated companies have no obligation to pursue any course of business outlined in this document or any related presentation, or to develop or release any functionality mentioned therein. This document, or any related presentation, and SAP SE's or its affiliated companies' strategy and possible future developments, products, and/or platform directions and functionality are all subject to change and may be changed by SAP SE or its affiliated companies at any time for any reason without notice. The information in this document is not a commitment, promise, or legal obligation to deliver any material, code, or functionality. All forward-looking statements are subject to various risks and uncertainties that could cause actual results to differ materially from expectations. Readers are cautioned not to place undue reliance on these forward-looking statements, which speak only as of their dates, and they should not be relied upon in making purchasing decisions.

Typographic Conventions

American English is the standard used in this handbook.

The following typographic conventions are also used.

This information is displayed in the instructor's presentation	
Demonstration	
Procedure	
Warning or Caution	
Hint	
Related or Additional Information	
Facilitated Discussion	
User interface control	<i>Example text</i>
Window title	<i>Example text</i>

Contents

vii **Course Overview**

1 Unit 1: Overview of SAP BusinessObjects Business Intelligence

- 1 Lesson: Identifying the SAP BusinessObjects Business Intelligence (BI) Tools
- 1 Lesson: Describing the Components of SAP BusinessObjects BI Platform

3 Unit 2: Data Sources for SAP BusinessObjects BI Reporting Tools

- 3 Lesson: Describing Enterprise Data Sources for SAP BI Reporting Tools
- 3 Lesson: Describing Local Data Sources for BI Reporting Tools

5 Unit 3: Common Reporting Features across SAP BI Tools

- 5 Lesson: Explaining Prompts in SAP BI Tools
- 5 Lesson: Explaining Hierarchies in Data Analysis

7 Unit 4: SAP Lumira Designer

- 7 Lesson: Positioning SAP Lumira Designer
- 7 Lesson: Creating Visualizations and Applications in SAP Lumira Designer

9 Unit 5: SAP BusinessObjects Analysis, Edition for Microsoft Office

- 9 Lesson: Positioning SAP BusinessObjects Analysis, Edition for Microsoft Office
- 9 Lesson: Creating Workbooks with SAP BusinessObjects Analysis, Edition for Microsoft Office
- 9 Lesson: Creating Presentations with SAP BusinessObjects Analysis, Edition for Microsoft PowerPoint

11 Unit 6: SAP BusinessObjects Web Intelligence

- 11 Lesson: Positioning SAP BusinessObjects Web Intelligence
- 11 Lesson: Creating Documents with SAP BusinessObjects Web Intelligence

13 Unit 7: SAP Crystal Reports and SAP Crystal Reports for Enterprise

- 13 Lesson: Positioning SAP Crystal Reports and Crystal Reports for Enterprise
- 13 Lesson: Creating Reports in SAP Crystal Reports
- 13 Lesson: Creating Reports in SAP Crystal Reports for Enterprise

15	Unit 8:	SAP Analytics Cloud
15		Lesson: Positioning SAP Analytics Cloud
17	Unit 9:	SAP BusinessObjects BI Platform Features - Reporting with Mobile Devices
17		Lesson: Describing the Methods of Making Reports Available on Mobile Devices
19	Unit 10:	SAP BusinessObjects BI Platform Features - Scheduling and Report Distribution
19		Lesson: Scheduling Documents and Applications in the SAP BusinessObjects BI Platform

Course Overview

TARGET AUDIENCE

This course is intended for the following audiences:

- Business Analyst
- Business Process Owner/Team Lead/Power User
- Solution Architect
- System Architect

Lesson 1: Identifying the SAP BusinessObjects Business Intelligence (BI) Tools

Lesson Objectives

After completing this lesson, you will be able to:

- Identify the SAP BusinessObjects BI Tools

Lesson 2: Describing the Components of SAP BusinessObjects BI Platform

Lesson Objectives

After completing this lesson, you will be able to:

- Describe the Management Tools in the SAP BusinessObjects BI Platform
- Describe the Platform Services in the SAP BusinessObjects BI Platform

Lesson 1: Describing Enterprise Data Sources for SAP BI Reporting Tools

Lesson Objectives

After completing this lesson, you will be able to:

- Describe Enterprise Data Sources
- Describe Enterprise Data Sources for the SAP Business Warehouse (BW)
- Describe Enterprise Data Sources for the SAP BusinessObjects Information Design Tool
- Describe Enterprise Data Sources for SAP HANA

Lesson 2: Describing Local Data Sources for BI Reporting Tools

Lesson Objectives

After completing this lesson, you will be able to:

- Describe Local Data Sources

Lesson 1: Explaining Prompts in SAP BI Tools

Lesson Objectives

After completing this lesson, you will be able to:

- Use Prompts in SAP BI tools

Lesson 2: Explaining Hierarchies in Data Analysis

Lesson Objectives

After completing this lesson, you will be able to:

- Use hierarchies in data analysis

Lesson 1: Positioning SAP Lumira Designer

Lesson Objectives

After completing this lesson, you will be able to:

- Position SAP Lumira Designer

Lesson 2: Creating Visualizations and Applications in SAP Lumira Designer

Lesson Objectives

After completing this lesson, you will be able to:

- Create a Visualization and Application in SAP Lumira Designer

Lesson 1: Positioning SAP BusinessObjects Analysis, Edition for Microsoft Office

Lesson Objectives

After completing this lesson, you will be able to:

- Position SAP BusinessObjects Analysis, Edition for Microsoft Office

Lesson 2: Creating Workbooks with SAP BusinessObjects Analysis, Edition for Microsoft Office

Lesson Objectives

After completing this lesson, you will be able to:

- Create a Basic Workbook with SAP BusinessObjects Analysis, Edition for Microsoft Excel

Lesson 3: Creating Presentations with SAP BusinessObjects Analysis, Edition for Microsoft PowerPoint

Lesson Objectives

After completing this lesson, you will be able to:

- Create a Presentation with SAP BusinessObjects Analysis, Edition for Microsoft PowerPoint

Lesson 1: Positioning SAP BusinessObjects Web Intelligence

Lesson Objectives

After completing this lesson, you will be able to:

- Position SAP BusinessObjects Web Intelligence

Lesson 2: Creating Documents with SAP BusinessObjects Web Intelligence

Lesson Objectives

After completing this lesson, you will be able to:

- Create a Web Intelligence Document

Lesson 1: Positioning SAP Crystal Reports and Crystal Reports for Enterprise

Lesson Objectives

After completing this lesson, you will be able to:

- Position SAP Crystal Reports and SAP Crystal Reports for Enterprise

Lesson 2: Creating Reports in SAP Crystal Reports

Lesson Objectives

After completing this lesson, you will be able to:

- Create a Report with SAP Crystal Reports

Lesson 3: Creating Reports in SAP Crystal Reports for Enterprise

Lesson Objectives

After completing this lesson, you will be able to:

- Create a report in SAP Crystal Reports for Enterprise

Lesson 1: Positioning SAP Analytics Cloud

Lesson Objectives

After completing this lesson, you will be able to:

- Position SAP Analytics Cloud

Lesson 1: Describing the Methods of Making Reports Available on Mobile Devices

Lesson Objectives

After completing this lesson, you will be able to:

- Describe How to Make Reports Available on Mobile Devices

Lesson 1: Scheduling Documents and Applications in the SAP BusinessObjects BI Platform

Lesson Objectives

After completing this lesson, you will be able to:

- Scheduling an SAP BusinessObjects Web Intelligence Document