

SACS31

SAP Analytics Cloud: Advanced Story Design

COURSE OUTLINE

Course Version: 2521

Course Duration:

SAP Copyrights, Trademarks and Disclaimers

© 2025 SAP SE or an SAP affiliate company. All rights reserved.

No part of this publication may be reproduced or transmitted in any form or for any purpose without the express permission of SAP SE or an SAP affiliate company.

SAP and other SAP products and services mentioned herein as well as their respective logos are trademarks or registered trademarks of SAP SE (or an SAP affiliate company) in Germany and other countries. Please see <https://www.sap.com/corporate/en/legal/copyright.html> for additional trademark information and notices.

Some software products marketed by SAP SE and its distributors contain proprietary software components of other software vendors.

National product specifications may vary.

These materials may have been machine translated and may contain grammatical errors or inaccuracies.








These materials are provided by SAP SE or an SAP affiliate company for informational purposes only, without representation or warranty of any kind, and SAP SE or its affiliated companies shall not be liable for errors or omissions with respect to the materials. The only warranties for SAP SE or SAP affiliate company products and services are those that are set forth in the express warranty statements accompanying such products and services, if any. Nothing herein should be construed as constituting an additional warranty.

In particular, SAP SE or its affiliated companies have no obligation to pursue any course of business outlined in this document or any related presentation, or to develop or release any functionality mentioned therein. This document, or any related presentation, and SAP SE's or its affiliated companies' strategy and possible future developments, products, and/or platform directions and functionality are all subject to change and may be changed by SAP SE or its affiliated companies at any time for any reason without notice. The information in this document is not a commitment, promise, or legal obligation to deliver any material, code, or functionality. All forward-looking statements are subject to various risks and uncertainties that could cause actual results to differ materially from expectations. Readers are cautioned not to place undue reliance on these forward-looking statements, which speak only as of their dates, and they should not be relied upon in making purchasing decisions.

Typographic Conventions

American English is the standard used in this handbook.

The following typographic conventions are also used.

This information is displayed in the instructor's presentation	
Demonstration	
Procedure	
Warning or Caution	
Hint	
Related or Additional Information	
Facilitated Discussion	
User interface control	<i>Example text</i>
Window title	<i>Example text</i>

Contents

vii Course Overview

1 Unit 1: Develop stories using basic scripting options

- 1 Lesson: Exploring Advanced Mode in SAP Analytics Cloud Stories
- 1 Lesson: Working in the SAP Analytics Cloud Script Editor
- 1 Lesson: Using the Optimized Story Experience API Reference to Enhance a Story
- 1 Lesson: Enhancing Generic Navigation Widgets with Scripting

3 Unit 2: Develop stories using advanced scripting options

- 3 Lesson: Using Common JavaScript Options in a Script to Enhance a Story
- 3 Lesson: Using Global Scripting Options in a Script to Enhance a Story
- 3 Lesson: Debugging Scripts in an Enhanced Story

5 Unit 3: Understand and analyze the relationship between story design and performance

- 5 Lesson: Exploring SAP Analytics Cloud Architecture
- 5 Lesson: Identifying Performance Analysis Tools relevant for a Story Designer
- 5 Lesson: Using general story design best practices and performance analysis
- 5 Lesson: Understanding data loading behavior related to story performance
- 5 Lesson: Optimizing Script performance

7 Unit 4: Exploring reusability and extensibility options

- 7 Lesson: Using extensibility and reusability options without web development techniques
- 7 Lesson: Using extensibility and reusability options with web development techniques

9 Unit 5: Implement use cases related to data analysis

- 9 Lesson: Using Arrays in a Script to Enhance a Story
- 9 Lesson: Scripting related to R-Visualization using R programming
- 9 Lesson: Scripting related to Bookmarks
- 9 Lesson: Filter & Prompt handling in stories
- 9 Lesson: Standard SAP Analytics Cloud URL APIs

11 Unit 6: Implement use cases related to the interoperability of stories

- 11 Lesson: Connections between stories
- 11 Lesson: Using OData calls in stories
- 11 Lesson: Using PostMessage API in stories

13 Unit 7: Implement use cases related to story reporting

- 13 Lesson: Using CSS in stories
- 13 Lesson: Story design related to mobile devices
- 13 Lesson: Using the Timer function in stories
- 13 Lesson: Scripting related to export of stories
- 13 Lesson: Scripting related to scheduling of stories

Course Overview

TARGET AUDIENCE

This course is intended for the following audiences:

Lesson 1: Exploring Advanced Mode in SAP Analytics Cloud Stories

Lesson Objectives

After completing this lesson, you will be able to:

- Describe the use of Advanced Mode in story design.

Lesson 2: Working in the SAP Analytics Cloud Script Editor

Lesson Objectives

After completing this lesson, you will be able to:

- Access and perform basic tasks in the Script Editor in Advanced Mode.

Lesson 3: Using the Optimized Story Experience API Reference to Enhance a Story

Lesson Objectives

After completing this lesson, you will be able to:

- Use the Optimized Story Experience API Reference in SAP Analytics Cloud to enhance a story.

Lesson 4: Enhancing Generic Navigation Widgets with Scripting

Lesson Objectives

After completing this lesson, you will be able to:

- Enhance generic navigation widgets with scripting.

Lesson 1: Using Common JavaScript Options in a Script to Enhance a Story

Lesson Objectives

After completing this lesson, you will be able to:

- Enhance a story using common JavaScript options.

Lesson 2: Using Global Scripting Options in a Script to Enhance a Story

Lesson Objectives

After completing this lesson, you will be able to:

- Enhance a story using global script options.

Lesson 3: Debugging Scripts in an Enhanced Story

Lesson Objectives

After completing this lesson, you will be able to:

- Describe the process of debugging a script.

Lesson 1: Exploring SAP Analytics Cloud Architecture

Lesson Objectives

After completing this lesson, you will be able to:

- Describe the Impact of the Architecture on Performance.

Lesson 2: Identifying Performance Analysis Tools relevant for a Story Designer

Lesson Objectives

After completing this lesson, you will be able to:

- Describe the key tools used in performance analysis for a Story Designer.

Lesson 3: Using general story design best practices and performance analysis

Lesson Objectives

After completing this lesson, you will be able to:

- Understand how to use general story design best practices and performance analysis.

Lesson 4: Understanding data loading behavior related to story performance

Lesson Objectives

After completing this lesson, you will be able to:

- Understand how data loading behavior relates to story performance.

Lesson 5: Optimizing Script performance

Lesson Objectives

After completing this lesson, you will be able to:

- Understand how to analyze script processing and performance.
- Understand typical scripting related improvement pattern.

Lesson 1: Using extensibility and reusability options without web development techniques

Lesson Objectives

After completing this lesson, you will be able to:

- Understand extensibility and reusability options without web development techniques.

Lesson 2: Using extensibility and reusability options with web development techniques

Lesson Objectives

After completing this lesson, you will be able to:

- Understand extensibility and reusability options with web development techniques.

Lesson 1: Using Arrays in a Script to Enhance a Story

Lesson Objectives

After completing this lesson, you will be able to:

- Use arrays to loop the results set.

Lesson 2: Scripting related to R-Visualization using R programming

Lesson Objectives

After completing this lesson, you will be able to:

- Understand scripting options related to R-Visualization using R programming.

Lesson 3: Scripting related to Bookmarks

Lesson Objectives

After completing this lesson, you will be able to:

- Understand scripting options related to bookmarks.

Lesson 4: Filter & Prompt handling in stories

Lesson Objectives

After completing this lesson, you will be able to:

- Understand filter and prompt handling in stories.

Lesson 5: Standard SAP Analytics Cloud URL APIs

Lesson Objectives

After completing this lesson, you will be able to:

- Understand the SAP Analytics Cloud URL API.

Lesson 1: Connections between stories

Lesson Objectives

After completing this lesson, you will be able to:

- Understand options to connect stories.

Lesson 2: Using OData calls in stories

Lesson Objectives

After completing this lesson, you will be able to:

- Understand the usage of OData calls in stories.

Lesson 3: Using PostMessage API in stories

Lesson Objectives

After completing this lesson, you will be able to:

- Understand the usage of PostMessage API in stories.

Lesson 1: Using CSS in stories

Lesson Objectives

After completing this lesson, you will be able to:

- Understand the usage of CSS in stories.

Lesson 2: Story design related to mobile devices

Lesson Objectives

After completing this lesson, you will be able to:

- Understand story design options related to mobile devices.

Lesson 3: Using the Timer function in stories

Lesson Objectives

After completing this lesson, you will be able to:

- Understand the usage of the timer function in stories.

Lesson 4: Scripting related to export of stories

Lesson Objectives

After completing this lesson, you will be able to:

- Understand scripting options related to export of stories.

Lesson 5: Scripting related to scheduling of stories

Lesson Objectives

After completing this lesson, you will be able to:

- Understand scripting options related to scheduling of stories.