

# SACP30

## SAP Analytics Cloud Integrated Planning

### COURSE OUTLINE

Course Version: 31

Course Duration:



# SAP Copyrights, Trademarks and Disclaimers

© 2022 SAP SE or an SAP affiliate company. All rights reserved.

No part of this publication may be reproduced or transmitted in any form or for any purpose without the express permission of SAP SE or an SAP affiliate company.

SAP and other SAP products and services mentioned herein as well as their respective logos are trademarks or registered trademarks of SAP SE (or an SAP affiliate company) in Germany and other countries. Please see <https://www.sap.com/corporate/en/legal/copyright.html> for additional trademark information and notices.

Some software products marketed by SAP SE and its distributors contain proprietary software components of other software vendors.

National product specifications may vary.

These materials may have been machine translated and may contain grammatical errors or inaccuracies.








These materials are provided by SAP SE or an SAP affiliate company for informational purposes only, without representation or warranty of any kind, and SAP SE or its affiliated companies shall not be liable for errors or omissions with respect to the materials. The only warranties for SAP SE or SAP affiliate company products and services are those that are set forth in the express warranty statements accompanying such products and services, if any. Nothing herein should be construed as constituting an additional warranty.

In particular, SAP SE or its affiliated companies have no obligation to pursue any course of business outlined in this document or any related presentation, or to develop or release any functionality mentioned therein. This document, or any related presentation, and SAP SE's or its affiliated companies' strategy and possible future developments, products, and/or platform directions and functionality are all subject to change and may be changed by SAP SE or its affiliated companies at any time for any reason without notice. The information in this document is not a commitment, promise, or legal obligation to deliver any material, code, or functionality. All forward-looking statements are subject to various risks and uncertainties that could cause actual results to differ materially from expectations. Readers are cautioned not to place undue reliance on these forward-looking statements, which speak only as of their dates, and they should not be relied upon in making purchasing decisions.

# Typographic Conventions

American English is the standard used in this handbook.

The following typographic conventions are also used.

This information is displayed in the instructor's presentation	
Demonstration	
Procedure	
Warning or Caution	
Hint	
Related or Additional Information	
Facilitated Discussion	
User interface control	<i>Example text</i>
Window title	<i>Example text</i>

# Contents

vii **Course Overview**

**1 Unit 1: Integrated Planning Overview**

- 1 Lesson: Explaining Integrated Planning
- 1 Lesson: Integrated Planning Connections
- 1 Lesson: Managing Performance

**3 Unit 2: SAP Business Warehouse Integration**

- 3 Lesson: Importing Dimensional Data from SAP BW
- 3 Lesson: Importing Transaction Data from SAP BW
- 3 Lesson: Exporting Transaction Data to SAP BW

**5 Unit 3: SAP S/4HANA and Related Systems Integration**

- 5 Lesson: IFP and FP&A Delivered Content
- 5 Lesson: Importing SAP S/4HANA Master Data
- 5 Lesson: Importing Central Journal Transaction Data
- 5 Lesson: Exporting Planning Data to S/4HANA
- 5 Lesson: Integrating Group Reporting
- 6 Lesson: Integrating Business Planning
- 6 Lesson: Integrating SAP SuccessFactors

**7 Unit 4: SAP Business Planning Consolidation Integration**

- 7 Lesson: Explaining SAP Business Planning and Consolidation Integration
- 7 Lesson: Integrating SAP Business Planning and Consolidation Standard
- 7 Lesson: Integrating SAP Business Planning and Consolidation Embedded

**9 Unit 5: Analytic Applications and Microsoft Excel Integration**

- 9 Lesson: Positioning
- 9 Lesson: Using Data Actions
- 9 Lesson: Maintaining Master Data on-the-fly
- 9 Lesson: Using Comments
- 9 Lesson: Planning with Microsoft Excel



# Course Overview

## TARGET AUDIENCE

This course is intended for the following audiences:

- Data Manager
- Application Consultant
- Development Consultant
- Data Consultant
- Super / Key / Power User
- Developer





## Lesson 1: Explaining Integrated Planning

### Lesson Objectives

After completing this lesson, you will be able to:

- Discuss Integrated Planning

## Lesson 2: Integrated Planning Connections

### Lesson Objectives

After completing this lesson, you will be able to:

- Explain Integrated Planning Connections

## Lesson 3: Managing Performance

### Lesson Objectives

After completing this lesson, you will be able to:

- Manage Performance



## Lesson 1: Importing Dimensional Data from SAP BW

### Lesson Objectives

After completing this lesson, you will be able to:

- Import Master Data from SAP BW

## Lesson 2: Importing Transaction Data from SAP BW

### Lesson Objectives

After completing this lesson, you will be able to:

- Import Transaction Data from SAP BW

## Lesson 3: Exporting Transaction Data to SAP BW

### Lesson Objectives

After completing this lesson, you will be able to:

- Export Transaction Data from SAC to SAP BW



## Lesson 1: IFP and FP&A Delivered Content

### Lesson Objectives

After completing this lesson, you will be able to:

- IFP Delivered Content
- FP&A Delivered Content

## Lesson 2: Importing SAP S/4HANA Master Data

### Lesson Objectives

After completing this lesson, you will be able to:

- Import Members, Properties, and Text from SAP S/4HANA
- Import Hierarchies from SAP S/4HANA

## Lesson 3: Importing Central Journal Transaction Data

### Lesson Objectives

After completing this lesson, you will be able to:

- Import Transactional Data from SAP S/4HANA

## Lesson 4: Exporting Planning Data to S/4HANA

### Lesson Objectives

After completing this lesson, you will be able to:

- Export Planning Data to SAP S/4HANA

## Lesson 5: Integrating Group Reporting

### Lesson Objectives

After completing this lesson, you will be able to:

- Introduce SAP S/4HANA Finance for group reporting
- Release Planning Data into Group Reporting

- Import group reporting data into SAC

## **Lesson 6: Integrating Business Planning**

### **Lesson Objectives**

After completing this lesson, you will be able to:

- Explain Integrated Business Planning and SAC

## **Lesson 7: Integrating SAP SuccessFactors**

### **Lesson Objectives**

After completing this lesson, you will be able to:

- Discuss SuccessFactors Integration with SAC

## **Lesson 1: Explaining SAP Business Planning and Consolidation Integration**

### **Lesson Objectives**

After completing this lesson, you will be able to:

- Describe SAP Business Planning and Consolidation

## **Lesson 2: Integrating SAP Business Planning and Consolidation Standard**

### **Lesson Objectives**

After completing this lesson, you will be able to:

- Integrate SAP Business Planning and Consolidation Standard

## **Lesson 3: Integrating SAP Business Planning and Consolidation Embedded**

### **Lesson Objectives**

After completing this lesson, you will be able to:

- Integrate SAP Business Planning and Consolidation Embedded





## Lesson 1: Positioning

### Lesson Objectives

After completing this lesson, you will be able to:

- Use Analytic Applications for Planning

## Lesson 2: Using Data Actions

### Lesson Objectives

After completing this lesson, you will be able to:

- Planning Applications Creation

## Lesson 3: Maintaining Master Data on-the-fly

### Lesson Objectives

After completing this lesson, you will be able to:

- Creating Members & Properties on-the-fly

## Lesson 4: Using Comments

### Lesson Objectives

After completing this lesson, you will be able to:

- Create Planning Applications with Comments

## Lesson 5: Planning with Microsoft Excel

### Lesson Objectives

After completing this lesson, you will be able to:

- Plan with the SAC add-in for Microsoft Office
- Plan with Analysis for Office