

S4TM3

Charges and Settlement in SAP S/4HANA Transportation Management

COURSE OUTLINE

Course Version: 17

Course Duration:

SAP Copyrights, Trademarks and Disclaimers

© 2021 SAP SE or an SAP affiliate company. All rights reserved.

No part of this publication may be reproduced or transmitted in any form or for any purpose without the express permission of SAP SE or an SAP affiliate company.

SAP and other SAP products and services mentioned herein as well as their respective logos are trademarks or registered trademarks of SAP SE (or an SAP affiliate company) in Germany and other countries. Please see <http://global12.sap.com/corporate-en/legal/copyright/index.epx> for additional trademark information and notices.

Some software products marketed by SAP SE and its distributors contain proprietary software components of other software vendors.

National product specifications may vary.

These materials may have been machine translated and may contain grammatical errors or inaccuracies.








These materials are provided by SAP SE or an SAP affiliate company for informational purposes only, without representation or warranty of any kind, and SAP SE or its affiliated companies shall not be liable for errors or omissions with respect to the materials. The only warranties for SAP SE or SAP affiliate company products and services are those that are set forth in the express warranty statements accompanying such products and services, if any. Nothing herein should be construed as constituting an additional warranty.

In particular, SAP SE or its affiliated companies have no obligation to pursue any course of business outlined in this document or any related presentation, or to develop or release any functionality mentioned therein. This document, or any related presentation, and SAP SE's or its affiliated companies' strategy and possible future developments, products, and/or platform directions and functionality are all subject to change and may be changed by SAP SE or its affiliated companies at any time for any reason without notice. The information in this document is not a commitment, promise, or legal obligation to deliver any material, code, or functionality. All forward-looking statements are subject to various risks and uncertainties that could cause actual results to differ materially from expectations. Readers are cautioned not to place undue reliance on these forward-looking statements, which speak only as of their dates, and they should not be relied upon in making purchasing decisions.

Typographic Conventions

American English is the standard used in this handbook.

The following typographic conventions are also used.

This information is displayed in the instructor's presentation	
Demonstration	
Procedure	
Warning or Caution	
Hint	
Related or Additional Information	
Facilitated Discussion	
User interface control	<i>Example text</i>
Window title	<i>Example text</i>

Contents

vii	Course Overview
1	Unit 1: Transportation Management as Part of SAP S/4HANA Enterprise Management
1	Lesson: Describing SAP S/4HANA Enterprise Management: Motivation and Overview
1	Lesson: Evaluating Transportation Management
3	Unit 2: Master Data for Transportation Charge Management
3	Lesson: Managing Charge Calculation Master Data
3	Lesson: Maintaining Scale and Calculation Bases
3	Lesson: Configuring Charge Types
3	Lesson: Maintaining Rate Tables
3	Lesson: Defining Calculation Sheets
4	Lesson: Creating Freight Agreements
5	Unit 3: Charge Calculation
5	Lesson: Configuration of Charge Calculation
5	Lesson: Determining Agreements and Charge Calculation Rules
5	Lesson: Special Charges
7	Unit 4: Freight Settlement
7	Lesson: Creating Freight Settlement Documents
7	Lesson: Mapping Freight Settlement to Materials Management
7	Lesson: Verifying Carrier Invoices and Self-Billing
7	Lesson: Correcting Freight Charges
9	Unit 5: Transportation Cost Distribution
9	Lesson: Distributing Freight Costs
9	Lesson: Freight Costs in Settlement Documents
9	Lesson: Billing of Freight Cost to SD
11	Unit 6: Strategic Freight Procurement
11	Lesson: Understanding Strategic Freight Procurement
11	Lesson: Preparing Freight Agreement RFQ Master
11	Lesson: Submitting and Evaluating Quotations and Award Process
11	Lesson: Special Functions in Freight Procurement
13	Unit 7: Embedded Logistics Service Provider Process
13	Lesson: Understanding the Embedded LSP Process

Course Overview

TARGET AUDIENCE

This course is intended for the following audiences:

- Application Consultant
- Industry / Business Analyst Consultant
- Super / Key / Power User
- Business Process Architect
- Business Process Owner/Team Lead/Power User

Lesson 1: Describing SAP S/4HANA Enterprise Management: Motivation and Overview

Lesson Objectives

After completing this lesson, you will be able to:

- Explain the motivation behind SAP S/4HANA Enterprise Management
- Describe the main components of SAP S/4HANA Enterprise Management

Lesson 2: Evaluating Transportation Management

Lesson Objectives

After completing this lesson, you will be able to:

- Describe the capabilities of SAP Transportation Management
- Describe the end-to-end transportation processes

Lesson 1: Managing Charge Calculation Master Data

Lesson Objectives

After completing this lesson, you will be able to:

- Describe the Charge Calculation Process and Master Data

Lesson 2: Maintaining Scale and Calculation Bases

Lesson Objectives

After completing this lesson, you will be able to:

- Configure Scale and Calculation Bases
- Create Scale Templates
- Maintain Scales

Lesson 3: Configuring Charge Types

Lesson Objectives

After completing this lesson, you will be able to:

- Maintain Charge Types

Lesson 4: Maintaining Rate Tables

Lesson Objectives

After completing this lesson, you will be able to:

- Create Rate Table Templates
- Create Rate Table Definitions
- Maintain Rate Tables
- Update and Mass Maintenance of Rate Tables

Lesson 5: Defining Calculation Sheets

Lesson Objectives

After completing this lesson, you will be able to:

- Define Calculation Sheets

Lesson 6: Creating Freight Agreements

Lesson Objectives

After completing this lesson, you will be able to:

- Create Freight Agreements

Lesson 1: Configuration of Charge Calculation

Lesson Objectives

After completing this lesson, you will be able to:

- Configure Charge Calculation

Lesson 2: Determining Agreements and Charge Calculation Rules

Lesson Objectives

After completing this lesson, you will be able to:

- Calculate Charges
- Determine Agreements and apply Calculation Rules
- Estimate Freight Charges

Lesson 3: Special Charges

Lesson Objectives

After completing this lesson, you will be able to:

- Use wildcard search
- Describe Charge Levels and Through Rates
- Use Calculation Methods
- Describe event-based charge calculation

Lesson 1: Creating Freight Settlement Documents

Lesson Objectives

After completing this lesson, you will be able to:

- Create Freight Settlement Documents

Lesson 2: Mapping Freight Settlement to Materials Management

Lesson Objectives

After completing this lesson, you will be able to:

- Post Freight Settlement Documents

Lesson 3: Verifying Carrier Invoices and Self-Billing

Lesson Objectives

After completing this lesson, you will be able to:

- Verify Freight Invoices

Lesson 4: Correcting Freight Charges

Lesson Objectives

After completing this lesson, you will be able to:

- Manage Freight Charge Corrections

Lesson 1: Distributing Freight Costs

Lesson Objectives

After completing this lesson, you will be able to:

- Distribute Freight Costs

Lesson 2: Freight Costs in Settlement Documents

Lesson Objectives

After completing this lesson, you will be able to:

- Understand Cost Distribution in Settlement Document

Lesson 3: Billing of Freight Cost to SD

Lesson Objectives

After completing this lesson, you will be able to:

- Bill Freight Costs in SD

Lesson 1: Understanding Strategic Freight Procurement

Lesson Objectives

After completing this lesson, you will be able to:

- Understand the Strategic Freight Procurement Process

Lesson 2: Preparing Freight Agreement RFQ Master

Lesson Objectives

After completing this lesson, you will be able to:

- Prepare a Freight Agreement RFQ

Lesson 3: Submitting and Evaluating Quotations and Award Process

Lesson Objectives

After completing this lesson, you will be able to:

- Submitting an RFQ
- Evaluate Responses and Generate Agreements

Lesson 4: Special Functions in Freight Procurement

Lesson Objectives

After completing this lesson, you will be able to:

- Optimize the Freight Procurement Process

Lesson 1: Understanding the Embedded LSP Process

Lesson Objectives

After completing this lesson, you will be able to:

- Describe the Embedded LSP Scenarios