

S4F94

Overview SAP S/4HANA Finance for group reporting

COURSE OUTLINE

Course Version: 20
Course Duration:

SAP Copyrights, Trademarks and Disclaimers

© 2022 SAP SE or an SAP affiliate company. All rights reserved.

No part of this publication may be reproduced or transmitted in any form or for any purpose without the express permission of SAP SE or an SAP affiliate company.

SAP and other SAP products and services mentioned herein as well as their respective logos are trademarks or registered trademarks of SAP SE (or an SAP affiliate company) in Germany and other countries. Please see <http://global12.sap.com/corporate-en/legal/copyright/index.epx> for additional trademark information and notices.

Some software products marketed by SAP SE and its distributors contain proprietary software components of other software vendors.

National product specifications may vary.

These materials may have been machine translated and may contain grammatical errors or inaccuracies.








These materials are provided by SAP SE or an SAP affiliate company for informational purposes only, without representation or warranty of any kind, and SAP SE or its affiliated companies shall not be liable for errors or omissions with respect to the materials. The only warranties for SAP SE or SAP affiliate company products and services are those that are set forth in the express warranty statements accompanying such products and services, if any. Nothing herein should be construed as constituting an additional warranty.

In particular, SAP SE or its affiliated companies have no obligation to pursue any course of business outlined in this document or any related presentation, or to develop or release any functionality mentioned therein. This document, or any related presentation, and SAP SE's or its affiliated companies' strategy and possible future developments, products, and/or platform directions and functionality are all subject to change and may be changed by SAP SE or its affiliated companies at any time for any reason without notice. The information in this document is not a commitment, promise, or legal obligation to deliver any material, code, or functionality. All forward-looking statements are subject to various risks and uncertainties that could cause actual results to differ materially from expectations. Readers are cautioned not to place undue reliance on these forward-looking statements, which speak only as of their dates, and they should not be relied upon in making purchasing decisions.

Typographic Conventions

American English is the standard used in this handbook.

The following typographic conventions are also used.

This information is displayed in the instructor's presentation	
Demonstration	
Procedure	
Warning or Caution	
Hint	
Related or Additional Information	
Facilitated Discussion	
User interface control	<i>Example text</i>
Window title	<i>Example text</i>

Contents

vii **Course Overview**

1 Unit 1: SAP Group Reporting Overview

1 Lesson: Describing the Key Terms, Features, and Architecture

3 Unit 2: Master Data and Structures

3 Lesson: Explaining Consolidation Groups and Units

3 Lesson: Explaining Ledgers, CoA, Versions, and Architecture

3 Lesson: Managing Breakdown Categories and Subitems

3 Lesson: Explaining Additional Master Data and Custom Fields

5 Unit 3: Data Preparation

5 Lesson: Describing Consolidation Tasks

5 Lesson: Acquiring Data

5 Lesson: Describing Document Types and Posting Levels

5 Lesson: Discussing Group Journals and Selected Items

5 Lesson: Explaining Currency Translation

7 Unit 4: Consolidations and Eliminations

7 Lesson: Reviewing Intercompany Matching and Reconciliation

7 Lesson: Discussing Intercompany and Matrix Eliminations

7 Lesson: Describing Rule Based Consolidation of Investments

7 Lesson: Explaining Activity Based Purchase & Equity Method

9 Unit 5: Reporting Features

9 Lesson: Describing the Reporting Features

9 Lesson: Explaining the Group Reporting Value Proposition

Course Overview

TARGET AUDIENCE

This course is intended for the following audiences:

- Application Consultant
- Business Analyst
- Business Process Owner/Team Lead/Power User

Lesson 1: Describing the Key Terms, Features, and Architecture

Lesson Objectives

After completing this lesson, you will be able to:

- Discuss the Key Terms, Features, and Architecture

Lesson 1: Explaining Consolidation Groups and Units

Lesson Objectives

After completing this lesson, you will be able to:

- Explain Consolidation Groups and Units

Lesson 2: Explaining Ledgers, CoA, Versions, and Architecture

Lesson Objectives

After completing this lesson, you will be able to:

- Explain Ledgers, CoA, Versions, and Architecture

Lesson 3: Managing Breakdown Categories and Subitems

Lesson Objectives

After completing this lesson, you will be able to:

- Manage Breakdown Categories and Subitems

Lesson 4: Explaining Additional Master Data and Custom Fields

Lesson Objectives

After completing this lesson, you will be able to:

- Discuss Additional Master Data and Custom Fields

Lesson 1: Describing Consolidation Tasks

Lesson Objectives

After completing this lesson, you will be able to:

- Discuss the Month-end Closing Process

Lesson 2: Acquiring Data

Lesson Objectives

After completing this lesson, you will be able to:

- Acquiring and Releasing Data
- Discuss the upload reported financial data
- Discuss Data Collection

Lesson 3: Describing Document Types and Posting Levels

Lesson Objectives

After completing this lesson, you will be able to:

- Discuss document types and posting levels

Lesson 4: Discussing Group Journals and Selected Items

Lesson Objectives

After completing this lesson, you will be able to:

- Discuss Group Journals and Selected Items

Lesson 5: Explaining Currency Translation

Lesson Objectives

After completing this lesson, you will be able to:

- Discuss Currency Translation

Lesson 1: Reviewing Intercompany Matching and Reconciliation

Lesson Objectives

After completing this lesson, you will be able to:

- Review Intercompany Matching and Reconciliation

Lesson 2: Discussing Intercompany and Matrix Eliminations

Lesson Objectives

After completing this lesson, you will be able to:

- Explain Intercompany Eliminations
- Describe Matrix Eliminations

Lesson 3: Describing Rule Based Consolidation of Investments

Lesson Objectives

After completing this lesson, you will be able to:

- Describe Consolidation of Investment Concepts
- Explain Purchase Method Investment Eliminations
- Describe Purchase Method Capital Eliminations
- Discuss Equity Pick Up

Lesson 4: Explaining Activity Based Purchase & Equity Method

Lesson Objectives

After completing this lesson, you will be able to:

- Explain Activity Based Purchase & Equity Method

Lesson 1: Describing the Reporting Features

Lesson Objectives

After completing this lesson, you will be able to:

- Explain Reporting in General

Lesson 2: Explaining the Group Reporting Value Proposition

Lesson Objectives

After completing this lesson, you will be able to:

- Describe the Group Reporting Value Proposition