

S4F22

Cost Center and Internal Order Accounting in SAP S/4HANA

COURSE OUTLINE

Course Version: 20

Course Duration:

SAP Copyrights, Trademarks and Disclaimers

© 2022 SAP SE or an SAP affiliate company. All rights reserved.

No part of this publication may be reproduced or transmitted in any form or for any purpose without the express permission of SAP SE or an SAP affiliate company.

SAP and other SAP products and services mentioned herein as well as their respective logos are trademarks or registered trademarks of SAP SE (or an SAP affiliate company) in Germany and other countries. Please see <http://global12.sap.com/corporate-en/legal/copyright/index.epx> for additional trademark information and notices.

Some software products marketed by SAP SE and its distributors contain proprietary software components of other software vendors.

National product specifications may vary.

These materials may have been machine translated and may contain grammatical errors or inaccuracies.








These materials are provided by SAP SE or an SAP affiliate company for informational purposes only, without representation or warranty of any kind, and SAP SE or its affiliated companies shall not be liable for errors or omissions with respect to the materials. The only warranties for SAP SE or SAP affiliate company products and services are those that are set forth in the express warranty statements accompanying such products and services, if any. Nothing herein should be construed as constituting an additional warranty.

In particular, SAP SE or its affiliated companies have no obligation to pursue any course of business outlined in this document or any related presentation, or to develop or release any functionality mentioned therein. This document, or any related presentation, and SAP SE's or its affiliated companies' strategy and possible future developments, products, and/or platform directions and functionality are all subject to change and may be changed by SAP SE or its affiliated companies at any time for any reason without notice. The information in this document is not a commitment, promise, or legal obligation to deliver any material, code, or functionality. All forward-looking statements are subject to various risks and uncertainties that could cause actual results to differ materially from expectations. Readers are cautioned not to place undue reliance on these forward-looking statements, which speak only as of their dates, and they should not be relied upon in making purchasing decisions.

Typographic Conventions

American English is the standard used in this handbook.

The following typographic conventions are also used.

This information is displayed in the instructor's presentation	
Demonstration	
Procedure	
Warning or Caution	
Hint	
Related or Additional Information	
Facilitated Discussion	
User interface control	<i>Example text</i>
Window title	<i>Example text</i>

Contents

vii	Course Overview
1	Unit 1: SAP S/4HANA Overview
1	Lesson: Getting an Overview of SAP S/4HANA
3	Unit 2: Organizational Units and Master Data
3	Lesson: Describing the Components of Management Accounting
3	Lesson: Managing Master Data
5	Unit 3: Event-Based Postings
5	Lesson: Entering Primary Postings
5	Lesson: Manage Postings
7	Unit 4: Period-End Closing
7	Lesson: Performing Period-End Closing
9	Unit 5: Internal Order Overview of Master Data
9	Lesson: Using Overhead Orders
9	Lesson: Maintaining Internal Order Master Data
11	Unit 6: Event-Based Postings for Internal Orders
11	Lesson: Creating Event-Based Postings Within and Outside Management Accounting
13	Unit 7: Period-End Closing of the Internal Orders
13	Lesson: Periodic Debit Postings
13	Lesson: Explaining Periodic Credit Postings
15	Unit 8: Planning
15	Lesson: Planning on Cost Centers and Internal Orders
15	Lesson: Planning with SAP Analytics Cloud
15	Lesson: Additional Planning Techniques for Internal Orders
17	Unit 9: Budgeting and Availability Control
17	Lesson: Budgeting and Availability Control on Internal Orders
17	Lesson: Setting up Budget Availability Control on Cost Centers
17	Lesson: Entering the Budget & Checking the Budget Availability Control on Cost Centers
17	Lesson: Transferring Budget – Supplementing Budget – Returning Budget

19 Unit 10: New Commitment Management Solution on Cost Centers

19 Lesson: Modeling Approaches in Commitment Management

19 Lesson: Technical Set up of the New Commitment Management Solution as part of Predictive Accounting

19 Lesson: Use Case for Commitment Management

19 Lesson: Data Set Development according to the Process Steps in the Use Case

Course Overview

TARGET AUDIENCE

This course is intended for the following audiences:

- Super / Key / Power User

Lesson 1: Getting an Overview of SAP S/4HANA

Lesson Objectives

After completing this lesson, you will be able to:

- Understand the Digitization Challenge
- Get an Overview of SAP HANA and SAP S/4HANA
- Provide an overview of SAP S/4HANA Finance
- Explain SAP Fiori Application and Tools

Lesson 1: Describing the Components of Management Accounting

Lesson Objectives

After completing this lesson, you will be able to:

- Describe the organizational units on which Management Accounting is based

Lesson 2: Managing Master Data

Lesson Objectives

After completing this lesson, you will be able to:

- Manage Cost Centers
- Maintain Primary and Secondary Cost G/L Accounts
- Manage Activity Types
- Maintain Statistical Key Figures
- Understand Global Master Data Functions

Lesson 1: Entering Primary Postings

Lesson Objectives

After completing this lesson, you will be able to:

- Use Document Number Assignment
- Enter Event-Based Posting
- Reporting Solutions

Lesson 2: Manage Postings

Lesson Objectives

After completing this lesson, you will be able to:

- Describe the configuration options that facilitate postings
- Correct original postings made to incorrect cost centers
- Execute a direct accounting allocation and correct an accounting allocation

Lesson 1: Performing Period-End Closing

Lesson Objectives

After completing this lesson, you will be able to:

- Explain accrual calculation
- Enter statistical key figures
- Allocations of Type Distribution and Assessments
- Use a period lock

Lesson 1: Using Overhead Orders

Lesson Objectives

After completing this lesson, you will be able to:

- Identify the options for using overhead cost orders

Lesson 2: Maintaining Internal Order Master Data

Lesson Objectives

After completing this lesson, you will be able to:

- Perform Order Master Data Maintenance
- Understand the life cycle of the orders
- Collect orders into order groups

Lesson 1: Creating Event-Based Postings Within and Outside Management Accounting

Lesson Objectives

After completing this lesson, you will be able to:

- Post integrated transactions to Internal Orders
- Classic Commitment Management on Internal Orders

Lesson 1: Periodic Debit Postings

Lesson Objectives

After completing this lesson, you will be able to:

- Describe transactions in the period-end closing that can lead to debit postings on the orders

Lesson 2: Explaining Periodic Credit Postings

Lesson Objectives

After completing this lesson, you will be able to:

- Credit orders using periodic reposting
- Create simple settlement rules automatically

Lesson 1: Planning on Cost Centers and Internal Orders

Lesson Objectives

After completing this lesson, you will be able to:

- Planning with SAP BPC Optimized for S/4HANA

Lesson 2: Planning with SAP Analytics Cloud

Lesson Objectives

After completing this lesson, you will be able to:

- Use SAP Analytics Cloud for Planning

Lesson 3: Additional Planning Techniques for Internal Orders

Lesson Objectives

After completing this lesson, you will be able to:

- Use Additional Planning Techniques for Internal Orders

Lesson 1: Budgeting and Availability Control on Internal Orders

Lesson Objectives

After completing this lesson, you will be able to:

- Set up the profiles for budgeting

Lesson 2: Setting up Budget Availability Control on Cost Centers

Lesson Objectives

After completing this lesson, you will be able to:

- Set up Steps

Lesson 3: Entering the Budget & Checking the Budget Availability Control on Cost Centers

Lesson Objectives

After completing this lesson, you will be able to:

- Budget Entry and Availability Check

Lesson 4: Transferring Budget – Supplementing Budget – Returning Budget

Lesson Objectives

After completing this lesson, you will be able to:

- Transfer, Supplement and Return Budget

Lesson 1: Modeling Approaches in Commitment Management

Lesson Objectives

After completing this lesson, you will be able to:

- Commitments on Cost Center

Lesson 2: Technical Set up of the New Commitment Management Solution as part of Predictive Accounting

Lesson Objectives

After completing this lesson, you will be able to:

- Technical Set up of New Commitment Management

Lesson 3: Use Case for Commitment Management

Lesson Objectives

After completing this lesson, you will be able to:

- Commitment Management - User Scenario

Lesson 4: Data Set Development according to the Process Steps in the Use Case

Lesson Objectives

After completing this lesson, you will be able to:

- Data Sets in the Use Case