

S4D400

Introduction to ABAP Programming for SAP S/4HANA

COURSE OUTLINE

Course Version: 22

Course Duration:

SAP Copyrights, Trademarks and Disclaimers

© 2022 SAP SE or an SAP affiliate company. All rights reserved.

No part of this publication may be reproduced or transmitted in any form or for any purpose without the express permission of SAP SE or an SAP affiliate company.

SAP and other SAP products and services mentioned herein as well as their respective logos are trademarks or registered trademarks of SAP SE (or an SAP affiliate company) in Germany and other countries. Please see <http://global12.sap.com/corporate-en/legal/copyright/index.epx> for additional trademark information and notices.

Some software products marketed by SAP SE and its distributors contain proprietary software components of other software vendors.

National product specifications may vary.

These materials may have been machine translated and may contain grammatical errors or inaccuracies.








These materials are provided by SAP SE or an SAP affiliate company for informational purposes only, without representation or warranty of any kind, and SAP SE or its affiliated companies shall not be liable for errors or omissions with respect to the materials. The only warranties for SAP SE or SAP affiliate company products and services are those that are set forth in the express warranty statements accompanying such products and services, if any. Nothing herein should be construed as constituting an additional warranty.

In particular, SAP SE or its affiliated companies have no obligation to pursue any course of business outlined in this document or any related presentation, or to develop or release any functionality mentioned therein. This document, or any related presentation, and SAP SE's or its affiliated companies' strategy and possible future developments, products, and/or platform directions and functionality are all subject to change and may be changed by SAP SE or its affiliated companies at any time for any reason without notice. The information in this document is not a commitment, promise, or legal obligation to deliver any material, code, or functionality. All forward-looking statements are subject to various risks and uncertainties that could cause actual results to differ materially from expectations. Readers are cautioned not to place undue reliance on these forward-looking statements, which speak only as of their dates, and they should not be relied upon in making purchasing decisions.

Typographic Conventions

American English is the standard used in this handbook.

The following typographic conventions are also used.

This information is displayed in the instructor's presentation	
Demonstration	
Procedure	
Warning or Caution	
Hint	
Related or Additional Information	
Facilitated Discussion	
User interface control	<i>Example text</i>
Window title	<i>Example text</i>

Contents

vii	Course Overview
1	Unit 1: The Development Model in SAP S/4HANA
1	Lesson: The Development Model in SAP S/4HANA
3	Unit 2: The ABAP Development Environment
3	Lesson: ABAP Development Tools for Eclipse
3	Lesson: Working with Development Objects
5	Unit 3: Working with Variables in ABAP
5	Lesson: Working with Variables
7	Unit 4: Debugging in ABAP
7	Lesson: Debugging in ABAP
9	Unit 5: Calling Reusable Procedures
9	Lesson: Understanding Reuse
9	Lesson: Using Classes
9	Lesson: Using Function Modules
11	Unit 6: Using Structures
11	Lesson: Using Structures
13	Unit 7: Using Internal Tables
13	Lesson: Internal Table Types
13	Lesson: Working with Internal Tables
15	Unit 8: Open SQL
15	Lesson: Understanding Open SQL
15	Lesson: Creating Database Tables
15	Lesson: Reading Data from the Database
15	Lesson: Preview: Core Data Services in SAP S/4HANA
17	Unit 9: Object-Orientation in ABAP
17	Lesson: A Short History of ABAP
17	Lesson: Modeling a Class

19 Unit 10: Creating and Using Classes

19	Lesson: Creating Classes
19	Lesson: Creating Objects
19	Lesson: Calling Methods
19	Lesson: Using Constructors
19	Lesson: Using Factory Methods

21 Unit 11: Using Inheritance

21	Lesson: Inheritance in ABAP
21	Lesson: Special Features of Inheritance

23 Unit 12: Using Interfaces

23	Lesson: Using Interfaces
----	--------------------------

Course Overview

TARGET AUDIENCE

This course is intended for the following audiences:

- Development Consultant
- Technology Consultant
- Developer IT Administrator IT Support
- Developer

Lesson 1: The Development Model in SAP S/4HANA

Lesson Objectives

After completing this lesson, you will be able to:

- Understand the Development Model in SAP S/4HANA

Lesson 1: ABAP Development Tools for Eclipse

Lesson Objectives

After completing this lesson, you will be able to:

- Use the ABAP Development Tools in Eclipse

Lesson 2: Working with Development Objects

Lesson Objectives

After completing this lesson, you will be able to:

- Understand software logistics in ABAP
- Create a simple ABAP program

Lesson 1: Working with Variables

Lesson Objectives

After completing this lesson, you will be able to:

- Declare appropriately typed variables in ABAP
- Work with variables in ABAP
- Work with non-variable data objects

Lesson 1: Debugging in ABAP

Lesson Objectives

After completing this lesson, you will be able to:

- Debug ABAP code

Lesson 1: Understanding Reuse

Lesson Objectives

After completing this lesson, you will be able to:

- Understand the benefits of reusing procedures

Lesson 2: Using Classes

Lesson Objectives

After completing this lesson, you will be able to:

- Use an existing global class

Lesson 3: Using Function Modules

Lesson Objectives

After completing this lesson, you will be able to:

- Use existing function modules

Lesson 1: Using Structures

Lesson Objectives

After completing this lesson, you will be able to:

- Use structure types
- Use structure variables

Lesson 1: Internal Table Types

Lesson Objectives

After completing this lesson, you will be able to:

- Understand internal table types

Lesson 2: Working with Internal Tables

Lesson Objectives

After completing this lesson, you will be able to:

- Work with internal tables

Lesson 1: Understanding Open SQL

Lesson Objectives

After completing this lesson, you will be able to:

- Understand Open SQL

Lesson 2: Creating Database Tables

Lesson Objectives

After completing this lesson, you will be able to:

- Create a database table

Lesson 3: Reading Data from the Database

Lesson Objectives

After completing this lesson, you will be able to:

- Read data from the database

Lesson 4: Preview: Core Data Services in SAP S/4HANA

Lesson Objectives

After completing this lesson, you will be able to:

- Understand the role of Core Data Services

Lesson 1: A Short History of ABAP

Lesson Objectives

After completing this lesson, you will be able to:

- Understand the emergence of object-orientation

Lesson 2: Modeling a Class

Lesson Objectives

After completing this lesson, you will be able to:

- Be able to create and understand a simple UML model

Lesson 1: Creating Classes

Lesson Objectives

After completing this lesson, you will be able to:

- Create a class

Lesson 2: Creating Objects

Lesson Objectives

After completing this lesson, you will be able to:

- Create objects in ABAP

Lesson 3: Calling Methods

Lesson Objectives

After completing this lesson, you will be able to:

- Call methods

Lesson 4: Using Constructors

Lesson Objectives

After completing this lesson, you will be able to:

- Use constructors

Lesson 5: Using Factory Methods

Lesson Objectives

After completing this lesson, you will be able to:

- Use factory methods

Lesson 1: Inheritance in ABAP

Lesson Objectives

After completing this lesson, you will be able to:

- Implement inheritance
- Use inheritance

Lesson 2: Special Features of Inheritance

Lesson Objectives

After completing this lesson, you will be able to:

- Understand abstract and final classes

Lesson 1: Using Interfaces

Lesson Objectives

After completing this lesson, you will be able to:

- Use interfaces