

S4750

SAP S/4HANA Service - Service Processing

COURSE OUTLINE

Course Version: 23

Course Duration:

SAP Copyrights, Trademarks and Disclaimers

© 2023 SAP SE or an SAP affiliate company. All rights reserved.

No part of this publication may be reproduced or transmitted in any form or for any purpose without the express permission of SAP SE or an SAP affiliate company.

SAP and other SAP products and services mentioned herein as well as their respective logos are trademarks or registered trademarks of SAP SE (or an SAP affiliate company) in Germany and other countries. Please see <https://www.sap.com/corporate/en/legal/copyright.html> for additional trademark information and notices.

Some software products marketed by SAP SE and its distributors contain proprietary software components of other software vendors.

National product specifications may vary.

These materials may have been machine translated and may contain grammatical errors or inaccuracies.








These materials are provided by SAP SE or an SAP affiliate company for informational purposes only, without representation or warranty of any kind, and SAP SE or its affiliated companies shall not be liable for errors or omissions with respect to the materials. The only warranties for SAP SE or SAP affiliate company products and services are those that are set forth in the express warranty statements accompanying such products and services, if any. Nothing herein should be construed as constituting an additional warranty.

In particular, SAP SE or its affiliated companies have no obligation to pursue any course of business outlined in this document or any related presentation, or to develop or release any functionality mentioned therein. This document, or any related presentation, and SAP SE's or its affiliated companies' strategy and possible future developments, products, and/or platform directions and functionality are all subject to change and may be changed by SAP SE or its affiliated companies at any time for any reason without notice. The information in this document is not a commitment, promise, or legal obligation to deliver any material, code, or functionality. All forward-looking statements are subject to various risks and uncertainties that could cause actual results to differ materially from expectations. Readers are cautioned not to place undue reliance on these forward-looking statements, which speak only as of their dates, and they should not be relied upon in making purchasing decisions.

Typographic Conventions

American English is the standard used in this handbook.

The following typographic conventions are also used.

This information is displayed in the instructor's presentation	
Demonstration	
Procedure	
Warning or Caution	
Hint	
Related or Additional Information	
Facilitated Discussion	
User interface control	<i>Example text</i>
Window title	<i>Example text</i>

Contents

vii **Course Overview**

1 Unit 1: Introducing Service Processing in SAP S/4HANA and Learning its Process Steps

1 Lesson: Executing a Service Process in SAP S/4HANA

3 Unit 2: Learning the General Configuration of Service Processing

3 Lesson: Configuring a Transaction Type

3 Lesson: Configuring an Item Category

3 Lesson: Configuring Item Category Determination

3 Lesson: Configuring Copying Control for Business Transactions

3 Lesson: Configuring the Integration with Controlling in SAP S/4HANA

3 Lesson: Configuring the Integration with the Cross-Application Time Sheet (CATS)

4 Lesson: Configuring Pricing for Service Transactions

4 Lesson: Configuring More Basic Settings for Business Transactions

5 Unit 3: Configuring an On-Site Service Process

5 Lesson: Configuring Service Requests

5 Lesson: Configuring Service Order Quotations and Service Orders

5 Lesson: Configuring Service Confirmations and Service Billing

5 Lesson: Configuring the Maintenance Service Scenario

7 Unit 4: Configuring In-House Repair

7 Lesson: Processing an In-House Repair

7 Lesson: Learning the Configuration of In-House Repair

9 Unit 5: Configuring Service Contracts

9 Lesson: Learning the Configuration of Service Contracts

11 Unit 6: Appendix: Understanding the Technical Architecture and the Configuration of the User Interface

11 Lesson: Outlining the Architecture Behind SAP S/4HANA Service

11 Lesson: Configuring the User Interface

Course Overview

TARGET AUDIENCE

This course is intended for the following audiences:

- Tester
- Application Consultant
- Support Consultant
- Super / Key / Power User
- Business Process Owner/Team Lead/Power User
- Trainer

UNIT 1

Introducing Service Processing in SAP S/4HANA and Learning its Process Steps

Lesson 1: Executing a Service Process in SAP S/4HANA

Lesson Objectives

After completing this lesson, you will be able to:

- Execute a typical on-site service process in SAP S/4HANA

Lesson 1: Configuring a Transaction Type

Lesson Objectives

After completing this lesson, you will be able to:

- Configure a new transaction type for SAP S/4HANA Service

Lesson 2: Configuring an Item Category

Lesson Objectives

After completing this lesson, you will be able to:

- Configure a new item category for SAP S/4HANA Service

Lesson 3: Configuring Item Category Determination

Lesson Objectives

After completing this lesson, you will be able to:

- Configure item category determination for SAP S/4HANA Service

Lesson 4: Configuring Copying Control for Business Transactions

Lesson Objectives

After completing this lesson, you will be able to:

- Configure copying control for business transactions

Lesson 5: Configuring the Integration with Controlling in SAP S/4HANA

Lesson Objectives

After completing this lesson, you will be able to:

- Configure the integration between SAP S/4HANA Service and controlling

Lesson 6: Configuring the Integration with the Cross-Application Time Sheet (CATS)

Lesson Objectives

After completing this lesson, you will be able to:

- Configure the integration with the cross-application time sheet (CATS) functionality of SAP S/4HANA

Lesson 7: Configuring Pricing for Service Transactions

Lesson Objectives

After completing this lesson, you will be able to:

- Understand the configuration of pricing for service transactions

Lesson 8: Configuring More Basic Settings for Business Transactions

Lesson Objectives

After completing this lesson, you will be able to:

- Understand the configuration of other basic settings for business transactions

Lesson 1: Configuring Service Requests

Lesson Objectives

After completing this lesson, you will be able to:

- Create a service and a response profile
- Configure service requests

Lesson 2: Configuring Service Order Quotations and Service Orders

Lesson Objectives

After completing this lesson, you will be able to:

- Configure service order quotations and service orders
- Understand the configuration of the integration between service transactions and logistical processing in SAP S/4HANA

Lesson 3: Configuring Service Confirmations and Service Billing

Lesson Objectives

After completing this lesson, you will be able to:

- Configure service confirmations
- Configure service billing

Lesson 4: Configuring the Maintenance Service Scenario

Lesson Objectives

After completing this lesson, you will be able to:

- Learn what configuration settings are required for the maintenance service scenario

Lesson 1: Processing an In-House Repair

Lesson Objectives

After completing this lesson, you will be able to:

- Execute an in-house repair

Lesson 2: Learning the Configuration of In-House Repair

Lesson Objectives

After completing this lesson, you will be able to:

- Set up an in-house repair process

Lesson 1: Learning the Configuration of Service Contracts

Lesson Objectives

After completing this lesson, you will be able to:

- Configure a service contract

Lesson 1: Outlining the Architecture Behind SAP S/4HANA Service

Lesson Objectives

After completing this lesson, you will be able to:

- Get an overview of the (technical) architecture behind SAP S/4HANA Service

Lesson 2: Configuring the User Interface

Lesson Objectives

After completing this lesson, you will be able to:

- Understand SAP Fiori parameter mapping
- Understand where to find more information regarding WebClient UI configuration