

S4525

Consumption-Based Planning and Forecasting in SAP S/4HANA

COURSE OUTLINE

Course Version: 26

Course Duration:

SAP Copyrights, Trademarks and Disclaimers

© 2024 SAP SE or an SAP affiliate company. All rights reserved.

No part of this publication may be reproduced or transmitted in any form or for any purpose without the express permission of SAP SE or an SAP affiliate company.

SAP and other SAP products and services mentioned herein as well as their respective logos are trademarks or registered trademarks of SAP SE (or an SAP affiliate company) in Germany and other countries. Please see <https://www.sap.com/corporate/en/legal/copyright.html> for additional trademark information and notices.

Some software products marketed by SAP SE and its distributors contain proprietary software components of other software vendors.

National product specifications may vary.

These materials may have been machine translated and may contain grammatical errors or inaccuracies.








These materials are provided by SAP SE or an SAP affiliate company for informational purposes only, without representation or warranty of any kind, and SAP SE or its affiliated companies shall not be liable for errors or omissions with respect to the materials. The only warranties for SAP SE or SAP affiliate company products and services are those that are set forth in the express warranty statements accompanying such products and services, if any. Nothing herein should be construed as constituting an additional warranty.

In particular, SAP SE or its affiliated companies have no obligation to pursue any course of business outlined in this document or any related presentation, or to develop or release any functionality mentioned therein. This document, or any related presentation, and SAP SE's or its affiliated companies' strategy and possible future developments, products, and/or platform directions and functionality are all subject to change and may be changed by SAP SE or its affiliated companies at any time for any reason without notice. The information in this document is not a commitment, promise, or legal obligation to deliver any material, code, or functionality. All forward-looking statements are subject to various risks and uncertainties that could cause actual results to differ materially from expectations. Readers are cautioned not to place undue reliance on these forward-looking statements, which speak only as of their dates, and they should not be relied upon in making purchasing decisions.

Typographic Conventions

American English is the standard used in this handbook.

The following typographic conventions are also used.

This information is displayed in the instructor's presentation	
Demonstration	
Procedure	
Warning or Caution	
Hint	
Related or Additional Information	
Facilitated Discussion	
User interface control	<i>Example text</i>
Window title	<i>Example text</i>

Contents

vii **Course Overview**

1 Unit 1: Introduction to Consumption-Based Planning

- 1 Lesson: Introducing Material Requirements Planning (MRP) Process
- 1 Lesson: Outlining MRP Procedures

3 Unit 2: General Configuration

- 3 Lesson: Defining Planning Levels
- 3 Lesson: Maintaining and Configuring Material Master Data

5 Unit 3: Planning Run Execution

- 5 Lesson: Describing the Planning Run
- 5 Lesson: Executing a Planning Run Using Classic MRP
- 5 Lesson: Executing a Planning Run Using MRP Live
- 5 Lesson: Converting Planned Orders and Evaluating MRP Lists
- 5 Lesson: Evaluating the Planning Results

7 Unit 4: Forecast

- 7 Lesson: Explaining Basics of the Forecast
- 7 Lesson: Executing and Postprocessing the Forecast
- 7 Lesson: Performing Forecast-Based Planning
- 7 Lesson: Performing Time-Phased Planning
- 7 Lesson: Performing Automatic Reorder Point Planning

9 Unit 5: Source Determination

- 9 Lesson: Explaining Source Determination in Material Requirements Planning

Course Overview

TARGET AUDIENCE

This course is intended for the following audiences:

- Application Consultant
- Industry / Business Analyst Consultant
- Super / Key / Power User
- Business Process Architect
- Business Process Owner/Team Lead/Power User
- Trainer

Lesson 1: Introducing Material Requirements Planning (MRP) Process

Lesson Objectives

After completing this lesson, you will be able to:

- Explain the function and results of MRP and define the prerequisites

Lesson 2: Outlining MRP Procedures

Lesson Objectives

After completing this lesson, you will be able to:

- Outline the different MRP procedures

Lesson 1: Defining Planning Levels

Lesson Objectives

After completing this lesson, you will be able to:

- Define MRP areas

Lesson 2: Maintaining and Configuring Material Master Data

Lesson Objectives

After completing this lesson, you will be able to:

- Get an overview of material master data for consumption-based planning
- Get to know MRP type and related fields
- Understand lot-sizing settings
- Understand and control scheduling

Lesson 1: Describing the Planning Run

Lesson Objectives

After completing this lesson, you will be able to:

- Describe planning run options and their characteristics

Lesson 2: Executing a Planning Run Using Classic MRP

Lesson Objectives

After completing this lesson, you will be able to:

- Parameterize a planning run

Lesson 3: Executing a Planning Run Using MRP Live

Lesson Objectives

After completing this lesson, you will be able to:

- Carry out a planning run using MRP Live

Lesson 4: Converting Planned Orders and Evaluating MRP Lists

Lesson Objectives

After completing this lesson, you will be able to:

- Use the MRP list to verify the planning results and convert planned orders

Lesson 5: Evaluating the Planning Results

Lesson Objectives

After completing this lesson, you will be able to:

- Use the most common planning evaluation tools
- Use the collective access to lists
- Use the material tree
- Use the navigation profile

- Explore exception messages

Lesson 1: Explaining Basics of the Forecast

Lesson Objectives

After completing this lesson, you will be able to:

- Apply the basic settings of forecasting

Lesson 2: Executing and Postprocessing the Forecast

Lesson Objectives

After completing this lesson, you will be able to:

- Execute and postprocess the forecast

Lesson 3: Performing Forecast-Based Planning

Lesson Objectives

After completing this lesson, you will be able to:

- Set up a forecast-based planning process

Lesson 4: Performing Time-Phased Planning

Lesson Objectives

After completing this lesson, you will be able to:

- Set up time-phased planning

Lesson 5: Performing Automatic Reorder Point Planning

Lesson Objectives

After completing this lesson, you will be able to:

- Set up automatic reorder point planning

Lesson 1: Explaining Source Determination in Material Requirements Planning

Lesson Objectives

After completing this lesson, you will be able to:

- Control automatic source determination