

HR894

SAP SuccessFactors Incentive Management Project Team Orientation (fka SAP Commissions)

COURSE OUTLINE

Course Version: 2505
Course Duration:

SAP Copyrights, Trademarks and Disclaimers

© 2025 SAP SE or an SAP affiliate company. All rights reserved.

No part of this publication may be reproduced or transmitted in any form or for any purpose without the express permission of SAP SE or an SAP affiliate company.

SAP and other SAP products and services mentioned herein as well as their respective logos are trademarks or registered trademarks of SAP SE (or an SAP affiliate company) in Germany and other countries. Please see <https://www.sap.com/corporate/en/legal/copyright.html> for additional trademark information and notices.

Some software products marketed by SAP SE and its distributors contain proprietary software components of other software vendors.

National product specifications may vary.

These materials may have been machine translated and may contain grammatical errors or inaccuracies.








These materials are provided by SAP SE or an SAP affiliate company for informational purposes only, without representation or warranty of any kind, and SAP SE or its affiliated companies shall not be liable for errors or omissions with respect to the materials. The only warranties for SAP SE or SAP affiliate company products and services are those that are set forth in the express warranty statements accompanying such products and services, if any. Nothing herein should be construed as constituting an additional warranty.

In particular, SAP SE or its affiliated companies have no obligation to pursue any course of business outlined in this document or any related presentation, or to develop or release any functionality mentioned therein. This document, or any related presentation, and SAP SE's or its affiliated companies' strategy and possible future developments, products, and/or platform directions and functionality are all subject to change and may be changed by SAP SE or its affiliated companies at any time for any reason without notice. The information in this document is not a commitment, promise, or legal obligation to deliver any material, code, or functionality. All forward-looking statements are subject to various risks and uncertainties that could cause actual results to differ materially from expectations. Readers are cautioned not to place undue reliance on these forward-looking statements, which speak only as of their dates, and they should not be relied upon in making purchasing decisions.

Typographic Conventions

American English is the standard used in this handbook.

The following typographic conventions are also used.

This information is displayed in the instructor's presentation	
Demonstration	
Procedure	
Warning or Caution	
Hint	
Related or Additional Information	
Facilitated Discussion	
User interface control	<i>Example text</i>
Window title	<i>Example text</i>

Contents

vii	Course Overview
1	Unit 1: Introducing the Project Team Orientation (PTO)
1	Lesson: Describing the PTO
1	Lesson: Managing Data Protection and Privacy
3	Unit 2: Introducing SAP SuccessFactors Incentive Management
3	Lesson: Describing SAP SuccessFactors Incentive Management
5	Unit 3: Setting up Incentive Management (security, system and user preferences, calendars, global values)
5	Lesson: Configuring SAP SuccessFactors Incentive Management
7	Unit 4: Supporting Data (Plan Elements, Organization data, Classification data)
7	Lesson: Configuring Compensation Data in SAP SuccessFactors Incentive Management
9	Unit 5: Managing Compensation Plans
9	Lesson: Creating Compensation Plans in SAP SuccessFactors Incentive Management
11	Unit 6: Calculating Data
11	Lesson: Calculating Results in SAP SuccessFactors Incentive Management
13	Unit 7: Communicating with your Payees
13	Lesson: Creating document distributions, disputes, and dashboards in SAP SuccessFactors Incentive Management to communicate with your Payees
15	Unit 8: Planning Next Steps
15	Lesson: Reviewing Next Steps

Course Overview

TARGET AUDIENCE

This course is intended for the following audiences:

Lesson 1: Describing the PTO

Lesson Objectives

After completing this lesson, you will be able to:

- Define the purpose and goals of the PTO.

Lesson 2: Managing Data Protection and Privacy

Lesson Objectives

After completing this lesson, you will be able to:

- Locate Data Protection and Privacy resources.

Lesson 1: Describing SAP SuccessFactors Incentive Management

Lesson Objectives

After completing this lesson, you will be able to:

- Describe the features and functions of SAP SuccessFactors Incentive Management.

UNIT 3

Setting up Incentive Management (security, system and user preferences, calendars, global values)

Lesson 1: Configuring SAP SuccessFactors Incentive Management

Lesson Objectives

After completing this lesson, you will be able to:

- Configure the SAP SuccessFactors Incentive Management security model, including roles, permissions, and business units.

UNIT 4

Supporting Data (Plan Elements, Organization data, Classification data)

Lesson 1: Configuring Compensation Data in SAP SuccessFactors Incentive Management

Lesson Objectives

After completing this lesson, you will be able to:

- Configure compensation data in SAP SuccessFactors Incentive Management.

Lesson 1: Creating Compensation Plans in SAP SuccessFactors Incentive Management

Lesson Objectives

After completing this lesson, you will be able to:

- Create a compensation plan in SAP SuccessFactors Incentive Management.

Lesson 1: Calculating Results in SAP SuccessFactors Incentive Management

Lesson Objectives

After completing this lesson, you will be able to:

- Calculate results in SAP SuccessFactors Incentive Management.

Lesson 1: Creating document distributions, disputes, and dashboards in SAP SuccessFactors Incentive Management to communicate with your Payees

Lesson Objectives

After completing this lesson, you will be able to:

- Create document distributions, disputes, and dashboards in SAP SuccessFactors Incentive Management to communicate with your Payees.

Lesson 1: Reviewing Next Steps

Lesson Objectives

After completing this lesson, you will be able to:

- Explore the steps to take after working through the PTO.