

HR862

SAP SuccessFactors Learning Administration - Additional Topics

COURSE OUTLINE

Course Version: 2311

Course Duration:

SAP Copyrights, Trademarks and Disclaimers

© 2023 SAP SE or an SAP affiliate company. All rights reserved.

No part of this publication may be reproduced or transmitted in any form or for any purpose without the express permission of SAP SE or an SAP affiliate company.

SAP and other SAP products and services mentioned herein as well as their respective logos are trademarks or registered trademarks of SAP SE (or an SAP affiliate company) in Germany and other countries. Please see <https://www.sap.com/corporate/en/legal/copyright.html> for additional trademark information and notices.

Some software products marketed by SAP SE and its distributors contain proprietary software components of other software vendors.

National product specifications may vary.

These materials may have been machine translated and may contain grammatical errors or inaccuracies.








These materials are provided by SAP SE or an SAP affiliate company for informational purposes only, without representation or warranty of any kind, and SAP SE or its affiliated companies shall not be liable for errors or omissions with respect to the materials. The only warranties for SAP SE or SAP affiliate company products and services are those that are set forth in the express warranty statements accompanying such products and services, if any. Nothing herein should be construed as constituting an additional warranty.

In particular, SAP SE or its affiliated companies have no obligation to pursue any course of business outlined in this document or any related presentation, or to develop or release any functionality mentioned therein. This document, or any related presentation, and SAP SE's or its affiliated companies' strategy and possible future developments, products, and/or platform directions and functionality are all subject to change and may be changed by SAP SE or its affiliated companies at any time for any reason without notice. The information in this document is not a commitment, promise, or legal obligation to deliver any material, code, or functionality. All forward-looking statements are subject to various risks and uncertainties that could cause actual results to differ materially from expectations. Readers are cautioned not to place undue reliance on these forward-looking statements, which speak only as of their dates, and they should not be relied upon in making purchasing decisions.

Typographic Conventions

American English is the standard used in this handbook.

The following typographic conventions are also used.

This information is displayed in the instructor's presentation	
Demonstration	
Procedure	
Warning or Caution	
Hint	
Related or Additional Information	
Facilitated Discussion	
User interface control	<i>Example text</i>
Window title	<i>Example text</i>

Contents

vii **Course Overview**

1 Unit 1: Managing Security in SAP SuccessFactors Learning

- 1 Lesson: Designing a Security Domain Structure and Security Domain Groups
- 1 Lesson: Creating an Administrator Role
- 1 Lesson: Creating Roles for Users, Managers, and Instructors

3 Unit 2: Configuring SAP SuccessFactors Learning to Meet Customer Requirements

- 3 Lesson: Configuring Global Settings and Links
- 3 Lesson: Configuring System Properties and Entities
- 3 Lesson: Scheduling Automatic Processes
- 3 Lesson: Adding References and Resources and Using the Import Data Tool
- 3 Lesson: Managing Labels

5 Unit 3: Customizing Email Notifications and Certificates

- 5 Lesson: Managing Email Notification Templates
- 5 Lesson: Managing Certificates of Completion

7 Unit 4: Creating Approval Processes to Restrict User Actions

- 7 Lesson: Managing Approval Roles
- 7 Lesson: Managing Approval Processes

Course Overview

TARGET AUDIENCE

This course is intended for the following audiences:

- Application Consultant
- System Administrator

Lesson 1: Designing a Security Domain Structure and Security Domain Groups

Lesson Objectives

After completing this lesson, you will be able to:

- Create a security domain structure
- Associate a security domain type entity to a security domain
- Create a security domain group

Lesson 2: Creating an Administrator Role

Lesson Objectives

After completing this lesson, you will be able to:

- Create a template administrator role
- Add permissions to an administrator role
- Apply security domain groups
- Create an administrator entity

Lesson 3: Creating Roles for Users, Managers, and Instructors

Lesson Objectives

After completing this lesson, you will be able to:

- Create a user role in SAP SuccessFactors Learning
- Add permissions to a user role
- Create an instructor role
- Add permissions to an instructor role

Lesson 1: Configuring Global Settings and Links

Lesson Objectives

After completing this lesson, you will be able to:

- Configure global application, user, and registration settings
- Create and use Easy Links

Lesson 2: Configuring System Properties and Entities

Lesson Objectives

After completing this lesson, you will be able to:

- Configure properties files
- Add a custom field

Lesson 3: Scheduling Automatic Processes

Lesson Objectives

After completing this lesson, you will be able to:

- Configure Automatic Process Managers (APMs)

Lesson 4: Adding References and Resources and Using the Import Data Tool

Lesson Objectives

After completing this lesson, you will be able to:

- Manually add references and resources
- Use the Import Data tool to add references, import entities and other values

Lesson 5: Managing Labels

Lesson Objectives

After completing this lesson, you will be able to:

- Modify and add custom labels

Lesson 1: Managing Email Notification Templates

Lesson Objectives

After completing this lesson, you will be able to:

- Create and edit an email notification template
- Generate a direct link and use the link in an email notification

Lesson 2: Managing Certificates of Completion

Lesson Objectives

After completing this lesson, you will be able to:

- Configure certificate templates
- Modify a certificate of completion
- Apply a template to items, classes, and programs

Lesson 1: Managing Approval Roles

Lesson Objectives

After completing this lesson, you will be able to:

- Create an approval role
- Assign an approval role to a user

Lesson 2: Managing Approval Processes

Lesson Objectives

After completing this lesson, you will be able to:

- Create an approval process
- Apply an approval process to items and classes