

HOF60

Hands-On Experience for Implementing Central Finance in SAP S/4HANA

COURSE OUTLINE

Course Version: 14

Course Duration:

SAP Copyrights, Trademarks and Disclaimers

© 2020 SAP SE or an SAP affiliate company. All rights reserved.

No part of this publication may be reproduced or transmitted in any form or for any purpose without the express permission of SAP SE or an SAP affiliate company.

SAP and other SAP products and services mentioned herein as well as their respective logos are trademarks or registered trademarks of SAP SE (or an SAP affiliate company) in Germany and other countries. Please see <http://global12.sap.com/corporate-en/legal/copyright/index.epx> for additional trademark information and notices.

Some software products marketed by SAP SE and its distributors contain proprietary software components of other software vendors.

National product specifications may vary.

These materials may have been machine translated and may contain grammatical errors or inaccuracies.








These materials are provided by SAP SE or an SAP affiliate company for informational purposes only, without representation or warranty of any kind, and SAP SE or its affiliated companies shall not be liable for errors or omissions with respect to the materials. The only warranties for SAP SE or SAP affiliate company products and services are those that are set forth in the express warranty statements accompanying such products and services, if any. Nothing herein should be construed as constituting an additional warranty.

In particular, SAP SE or its affiliated companies have no obligation to pursue any course of business outlined in this document or any related presentation, or to develop or release any functionality mentioned therein. This document, or any related presentation, and SAP SE's or its affiliated companies' strategy and possible future developments, products, and/or platform directions and functionality are all subject to change and may be changed by SAP SE or its affiliated companies at any time for any reason without notice. The information in this document is not a commitment, promise, or legal obligation to deliver any material, code, or functionality. All forward-looking statements are subject to various risks and uncertainties that could cause actual results to differ materially from expectations. Readers are cautioned not to place undue reliance on these forward-looking statements, which speak only as of their dates, and they should not be relied upon in making purchasing decisions.

Typographic Conventions

American English is the standard used in this handbook.

The following typographic conventions are also used.

This information is displayed in the instructor's presentation	
Demonstration	
Procedure	
Warning or Caution	
Hint	
Related or Additional Information	
Facilitated Discussion	
User interface control	<i>Example text</i>
Window title	<i>Example text</i>

Contents

vii Course Overview

1 Unit 1: Introduction

1 Lesson: Describing Central Finance

3 Unit 2: Activate Roadmap

3 Lesson: SAP Activate Methodology

3 Lesson: Roadmap Viewer

3 Lesson: SAP S/4HANA Central Finance Roadmap

5 Unit 3: System Readiness Check

5 Lesson: Describing System Readiness

5 Lesson: SLT As Technical Integration Platform for Central Finance

5 Lesson: MDG Function in Central Finance

7 Unit 4: Master Data, Mapping

7 Lesson: Central Finance Configuration

7 Lesson: Master Data

7 Lesson: Central Finance Mappings

7 Lesson: Cost Object Mapping Framework

7 Lesson: MCDelta

9 Unit 5: Initial Load Preparation

9 Lesson: Initial Load - Overview

9 Lesson: Systems Readiness Check

9 Lesson: Initial Load: All Company Codes Versus Initial Load Group

9 Lesson: Prepare for and Monitor the Initial Load of CO Postings

9 Lesson: Initial load Performance

9 Lesson: DFV Reports Overview

11 Unit 6: Real-Time Replication Preparation

11 Lesson: Real-Time Replication: Overview

11 Lesson: Real-Time Replication: Concepts

11 Lesson: Application Interface Framework: Overview

11 Lesson: Application Interface Framework (AIF): Concepts

13	Unit 7:	Initial Load Execution
13		Lesson: Initial Load with Central Finance
13		Lesson: Error Resolution and Supporting Tools
13		Lesson: Initial Load Performance
13		Lesson: Initial Load Execution
15	Unit 8:	Real-Time Replication Execution
15		Lesson: Real-Time Replication Recap
15		Lesson: Journey of an Error
15		Lesson: AIF Monitoring Transactions
15		Lesson: Testing Strategies
17	Unit 9:	Post Go-Live Activities
17		Lesson: Central Finance Recovery
17		Lesson: Increase Central Finance Scope Post-Initial Load/ Replication
17		Lesson: Central Finance Housekeeping
19	Unit 10:	Central Processes
19		Lesson: Central Processes Overview
19		Lesson: Tax Consistency Check
19		Lesson: Central Payments
21	Unit 11:	Product Roadmap
21		Lesson: Central Finance Product Roadmap
21		Lesson: SAP Road Map Explorer

Course Overview

TARGET AUDIENCE

This course is intended for the following audiences:

- Application Consultant
- Development Consultant
- Solution Architect

Lesson 1: Describing Central Finance

Lesson Objectives

After completing this lesson, you will be able to:

- Describe Central Finance
- Describe Central Finance key use cases
- Describe the architecture of Central Finance

Lesson 1: SAP Activate Methodology

Lesson Objectives

After completing this lesson, you will be able to:

- Describe the SAP Activate methodology
- Describe the phases in SAP Activate methodology

Lesson 2: Roadmap Viewer

Lesson Objectives

After completing this lesson, you will be able to:

- Describe the Roadmap Viewer

Lesson 3: SAP S/4HANA Central Finance Roadmap

Lesson Objectives

After completing this lesson, you will be able to:

- Use the Solution Specific Roadmap for Central Finance in SAP S/4HANA

Lesson 1: Describing System Readiness

Lesson Objectives

After completing this lesson, you will be able to:

- Describe the system readiness check

Lesson 2: SLT As Technical Integration Platform for Central Finance

Lesson Objectives

After completing this lesson, you will be able to:

- Describe SLT as Technical Integration Platform

Lesson 3: MDG Function in Central Finance

Lesson Objectives

After completing this lesson, you will be able to:

- Describe the MDG function in Central Finance

Lesson 1: Central Finance Configuration

Lesson Objectives

After completing this lesson, you will be able to:

- Configure Central Finance in SAP S/4HANA
- Prepare the source system

Lesson 2: Master Data

Lesson Objectives

After completing this lesson, you will be able to:

- Describe how to harmonize different objects
- Describe how to address different harmonization situations

Lesson 3: Central Finance Mappings

Lesson Objectives

After completing this lesson, you will be able to:

- Describe the concept of Mapping

Lesson 4: Cost Object Mapping Framework

Lesson Objectives

After completing this lesson, you will be able to:

- Describe the supported Cost Object Mapping scenarios

Lesson 5: MCDelta

Lesson Objectives

After completing this lesson, you will be able to:

- Describe MCDelta tool and its usage.

Lesson 1: Initial Load - Overview

Lesson Objectives

After completing this lesson, you will be able to:

- Describe the FI/CO Initial Load in Central Finance SAP S/4HANA
- Describe Initial Load Time Frame and how to guide project decisions regarding scope

Lesson 2: Systems Readiness Check

Lesson Objectives

After completing this lesson, you will be able to:

- Check Source System Readiness

Lesson 3: Initial Load: All Company Codes Versus Initial Load Group

Lesson Objectives

After completing this lesson, you will be able to:

- Describe available options for configuring and executing the Initial Load

Lesson 4: Prepare for and Monitor the Initial Load of CO Postings

Lesson Objectives

After completing this lesson, you will be able to:

- Describe the running of the CO Preparation Report

Lesson 5: Initial load Performance

Lesson Objectives

After completing this lesson, you will be able to:

- Describe several common performance considerations/optimizations and helpful resources

Lesson 6: DFV Reports Overview

Lesson Objectives

After completing this lesson, you will be able to:

- Describe DFV Reports

Lesson 1: Real-Time Replication: Overview

Lesson Objectives

After completing this lesson, you will be able to:

- Describe the supported replication scenarios for Central Finance in SAP S/4HANA

Lesson 2: Real-Time Replication: Concepts

Lesson Objectives

After completing this lesson, you will be able to:

- Describe the purpose of the Central Finance-delivered SLT replication content

Lesson 3: Application Interface Framework: Overview

Lesson Objectives

After completing this lesson, you will be able to:

- Describe the standard-delivered Central Finance AIF Interfaces

Lesson 4: Application Interface Framework (AIF): Concepts

Lesson Objectives

After completing this lesson, you will be able to:

- Describe how to define the AIF Runtime Configurations for Interface processing and Error Handling

Lesson 1: Initial Load with Central Finance

Lesson Objectives

After completing this lesson, you will be able to:

- Describe the three main components that make up the Initial Load Execution phase

Lesson 2: Error Resolution and Supporting Tools

Lesson Objectives

After completing this lesson, you will be able to:

- Describe Error Resolution procedures and supporting tools

Lesson 3: Initial Load Performance

Lesson Objectives

After completing this lesson, you will be able to:

- Describe the concepts on technical monitoring and some common performance considerations and metrics

Lesson 4: Initial Load Execution

Lesson Objectives

After completing this lesson, you will be able to:

- Describe the end-to-end process of Initial Load Execution

Lesson 1: Real-Time Replication Recap

Lesson Objectives

After completing this lesson, you will be able to:

- Describe the purpose of the SAP LT Replication Server

Lesson 2: Journey of an Error

Lesson Objectives

After completing this lesson, you will be able to:

- Describe how to solve errors during real-time replication

Lesson 3: AIF Monitoring Transactions

Lesson Objectives

After completing this lesson, you will be able to:

- Describe how to handle real-time replication errors

Lesson 4: Testing Strategies

Lesson Objectives

After completing this lesson, you will be able to:

- Describe tried and tested testing strategies from real life Central Finance implementations

Lesson 1: Central Finance Recovery

Lesson Objectives

After completing this lesson, you will be able to:

- Describe how FI and CO documents can be retrieved from source to target system with the standard tools available

Lesson 2: Increase Central Finance Scope Post-Initial Load/Replication

Lesson Objectives

After completing this lesson, you will be able to:

- Describe how to add new company codes after Initial Load is already finalized;

Lesson 3: Central Finance Housekeeping

Lesson Objectives

After completing this lesson, you will be able to:

- Describe how to handle the different clean-up strategies available in Central Finance;

Lesson 1: Central Processes Overview

Lesson Objectives

After completing this lesson, you will be able to:

- Describe the centralization of finance operations

Lesson 2: Tax Consistency Check

Lesson Objectives

After completing this lesson, you will be able to:

- Describe tax consistency

Lesson 3: Central Payments

Lesson Objectives

After completing this lesson, you will be able to:

- Describe the centralization of finance operations

Lesson 1: Central Finance Product Roadmap

Lesson Objectives

After completing this lesson, you will be able to:

- Describe the Central Finance in SAP S/4HANA Product Roadmap

Lesson 2: SAP Road Map Explorer

Lesson Objectives

After completing this lesson, you will be able to:

- Describe the SAP Road Map Explorer