

EWM140

Quality Management in SAP EWM

COURSE OUTLINE

Course Version: 19

Course Duration:

SAP Copyrights, Trademarks and Disclaimers

© 2021 SAP SE or an SAP affiliate company. All rights reserved.

No part of this publication may be reproduced or transmitted in any form or for any purpose without the express permission of SAP SE or an SAP affiliate company.

SAP and other SAP products and services mentioned herein as well as their respective logos are trademarks or registered trademarks of SAP SE (or an SAP affiliate company) in Germany and other countries. Please see <http://global12.sap.com/corporate-en/legal/copyright/index.epx> for additional trademark information and notices.

Some software products marketed by SAP SE and its distributors contain proprietary software components of other software vendors.

National product specifications may vary.

These materials may have been machine translated and may contain grammatical errors or inaccuracies.








These materials are provided by SAP SE or an SAP affiliate company for informational purposes only, without representation or warranty of any kind, and SAP SE or its affiliated companies shall not be liable for errors or omissions with respect to the materials. The only warranties for SAP SE or SAP affiliate company products and services are those that are set forth in the express warranty statements accompanying such products and services, if any. Nothing herein should be construed as constituting an additional warranty.

In particular, SAP SE or its affiliated companies have no obligation to pursue any course of business outlined in this document or any related presentation, or to develop or release any functionality mentioned therein. This document, or any related presentation, and SAP SE's or its affiliated companies' strategy and possible future developments, products, and/or platform directions and functionality are all subject to change and may be changed by SAP SE or its affiliated companies at any time for any reason without notice. The information in this document is not a commitment, promise, or legal obligation to deliver any material, code, or functionality. All forward-looking statements are subject to various risks and uncertainties that could cause actual results to differ materially from expectations. Readers are cautioned not to place undue reliance on these forward-looking statements, which speak only as of their dates, and they should not be relied upon in making purchasing decisions.

Typographic Conventions

American English is the standard used in this handbook.

The following typographic conventions are also used.

This information is displayed in the instructor's presentation	
Demonstration	
Procedure	
Warning or Caution	
Hint	
Related or Additional Information	
Facilitated Discussion	
User interface control	<i>Example text</i>
Window title	<i>Example text</i>

Contents

vii **Course Overview**

1 Unit 1: Product Quality in SAP Extended Warehouse Management (EWM)

1 Lesson: Using Quality Management in SAP EWM

1 Lesson: Counting as Quality Management Process

1 Lesson: Ensuring Product Quality

1 Lesson: Inspecting a Handling Unit (HU)

3 Unit 2: Integration of ERP Quality Management (QM) with the Quality Inspection Engine (QIE)

3 Lesson: Integrating ERP QM and QIE

3 Lesson: Controlling Goods Receipt

5 Unit 3: Recurring Inspections

5 Lesson: Creating Internal and Recurring Inspections

Course Overview

TARGET AUDIENCE

This course is intended for the following audiences:

- Application Consultant
- Project Manager
- Project Stakeholder
- Systems Architect

Lesson 1: Using Quality Management in SAP EWM

Lesson Objectives

After completing this lesson, you will be able to:

- Use Quality Management in SAP EWM
- Set up the quality inspection

Lesson 2: Counting as Quality Management Process

Lesson Objectives

After completing this lesson, you will be able to:

- Count products

Lesson 3: Ensuring Product Quality

Lesson Objectives

After completing this lesson, you will be able to:

- Execute a quality check with the Quality Inspection Engine (QIE)
- Summarize inspection lots

Lesson 4: Inspecting a Handling Unit (HU)

Lesson Objectives

After completing this lesson, you will be able to:

- Inspect a HU

Lesson 1: Integrating ERP QM and QIE

Lesson Objectives

After completing this lesson, you will be able to:

- Integrate ERP QM with QIE
- Perform a partial decision for lot inspections
- Maintain QIE Inspection Rules from SAP ERP

Lesson 2: Controlling Goods Receipt

Lesson Objectives

After completing this lesson, you will be able to:

- Control Goods Receipt
- Prepare Goods Receipt

Lesson 1: Creating Internal and Recurring Inspections

Lesson Objectives

After completing this lesson, you will be able to:

- Create recurring inspections