

E2E040

Manage Digital Transformation with SAP Solution Manager

COURSE OUTLINE

Course Version: 20

Course Duration:

SAP Copyrights, Trademarks and Disclaimers

© 2020 SAP SE or an SAP affiliate company. All rights reserved.

No part of this publication may be reproduced or transmitted in any form or for any purpose without the express permission of SAP SE or an SAP affiliate company.

SAP and other SAP products and services mentioned herein as well as their respective logos are trademarks or registered trademarks of SAP SE (or an SAP affiliate company) in Germany and other countries. Please see <http://global12.sap.com/corporate-en/legal/copyright/index.epx> for additional trademark information and notices.

Some software products marketed by SAP SE and its distributors contain proprietary software components of other software vendors.

National product specifications may vary.

These materials may have been machine translated and may contain grammatical errors or inaccuracies.








These materials are provided by SAP SE or an SAP affiliate company for informational purposes only, without representation or warranty of any kind, and SAP SE or its affiliated companies shall not be liable for errors or omissions with respect to the materials. The only warranties for SAP SE or SAP affiliate company products and services are those that are set forth in the express warranty statements accompanying such products and services, if any. Nothing herein should be construed as constituting an additional warranty.

In particular, SAP SE or its affiliated companies have no obligation to pursue any course of business outlined in this document or any related presentation, or to develop or release any functionality mentioned therein. This document, or any related presentation, and SAP SE's or its affiliated companies' strategy and possible future developments, products, and/or platform directions and functionality are all subject to change and may be changed by SAP SE or its affiliated companies at any time for any reason without notice. The information in this document is not a commitment, promise, or legal obligation to deliver any material, code, or functionality. All forward-looking statements are subject to various risks and uncertainties that could cause actual results to differ materially from expectations. Readers are cautioned not to place undue reliance on these forward-looking statements, which speak only as of their dates, and they should not be relied upon in making purchasing decisions.

Typographic Conventions

American English is the standard used in this handbook.

The following typographic conventions are also used.

This information is displayed in the instructor's presentation	
Demonstration	
Procedure	
Warning or Caution	
Hint	
Related or Additional Information	
Facilitated Discussion	
User interface control	<i>Example text</i>
Window title	<i>Example text</i>

Contents

vii Course Overview

1 Unit 1: Digital Business Transformation

- 1 Lesson: Introduction
- 1 Lesson: Value of SAP Solution Manager
- 1 Lesson: Deployment Options for SAP Solution Manager

3 Unit 2: Landscape Management / Architecture

- 3 Lesson: Overview

5 Unit 3: User Interfaces

- 5 Lesson: User Interface and Authorization

7 Unit 4: Solution and Branches

- 7 Lesson: Concept of Solution and Branches

9 Unit 5: Functional Areas

- 9 Lesson: Requirement Management
- 9 Lesson: Portfolio & Project Management
- 9 Lesson: Process Management
- 9 Lesson: Test Suite
- 10 Lesson: Business Process Operation
- 10 Lesson: Application Operations
- 10 Lesson: IT Service Management
- 10 Lesson: Change Control Management
- 10 Lesson: Custom Code Management
- 11 Lesson: Data Volume Management

13 Unit 6: Focused Solutions

- 13 Lesson: Focused Build
- 13 Lesson: Focused Run
- 13 Lesson: Focused Insights

15 Unit 7: Addendum

- 15 Lesson: Additional Learning Options
- 15 Lesson: Usage Rights

Course Overview

TARGET AUDIENCE

This course is intended for the following audiences:

- Project Manager
- Change Manager
- Application Consultant
- Support Consultant
- Industry / Business Analyst Consultant
- Super / Key / Power User
- Business Process Owner/Team Lead/Power User
- Help Desk/CoE Support
- Solution Architect
- System Architect

Lesson 1: Introduction

Lesson Objectives

After completing this lesson, you will be able to:

- Explain Digital Business Transformation
- Explain how SAP Solution Manager can help managing your Digital Business

Lesson 2: Value of SAP Solution Manager

Lesson Objectives

After completing this lesson, you will be able to:

- Explain the four Key Value Chains
- Understand the Process and Document Flow in the Integration Model

Lesson 3: Deployment Options for SAP Solution Manager

Lesson Objectives

After completing this lesson, you will be able to:

- Understand the Application Lifecycle Management Product Portfolio of SAP
- Get a short overview about the SAP Quick Sizer
- Get a basic idea about the offers provided on the Support Internet Page Media Center and Demo Systems

Lesson 1: Overview

Lesson Objectives

After completing this lesson, you will be able to:

- Describe the landscape management process
- Name landscape management tools

Lesson 1: User Interface and Authorization

Lesson Objectives

After completing this lesson, you will be able to:

- Use and personalize the SAP Solution Manager Launchpad
- List common user interfaces
- Describe user administration app

Lesson 1: Concept of Solution and Branches

Lesson Objectives

After completing this lesson, you will be able to:

- Understand the Solution and Branch Concept
- Understand the Landscape concept with Logical Component Groups and Logical Components

Lesson 1: Requirement Management

Lesson Objectives

After completing this lesson, you will be able to:

- Describe the Requirement Management Process
- Describe the Differences Between a Business Requirement and an IT Requirement

Lesson 2: Portfolio & Project Management

Lesson Objectives

After completing this lesson, you will be able to:

- List the SAP Solution Manager Project Types
- Explain Project-related Aspects Concerning IT and PMO
- List the Features Available in the Project Management Tool

Lesson 3: Process Management

Lesson Objectives

After completing this lesson, you will be able to:

- Explain the Concept of Solution Documentation
- Understand the Differences Between E2E Processes and Modular Processes
- List the Different Types of Libraries and Explain their Usage
- Describe How a Business Process is Modeled

Lesson 4: Test Suite

Lesson Objectives

After completing this lesson, you will be able to:

- Explain the Test Management Process
- List the Phases of Test Management
- Explain the Role of a Test Plan

- Outline the Steps in Test Plan Management

Lesson 5: Business Process Operation

Lesson Objectives

After completing this lesson, you will be able to:

- Understand Business Process Operations in general
- Explain Business Process and Interface Monitoring
- Explain Data Consistency Management
- Explain Job Management
- Explain Business Process Improvement

Lesson 6: Application Operations

Lesson Objectives

After completing this lesson, you will be able to:

- Explain the benefits provided by Applications Operations
- List Root Cause Analysis & Exception Management functions
- List System & Application Monitoring functions
- List Technical Admin & Guided Procedure functions
- List Technical Administration and Guided Procedures functions
- Name SAP Solution Manager support for cloud and hybrid scenarios

Lesson 7: IT Service Management

Lesson Objectives

After completing this lesson, you will be able to:

- Outline the capabilities of IT Service Management

Lesson 8: Change Control Management

Lesson Objectives

After completing this lesson, you will be able to:

- Outline the concepts of Change Control Management

Lesson 9: Custom Code Management

Lesson Objectives

After completing this lesson, you will be able to:

-
- Outline the Approach of Custom Code Management and its Importance During the Transition to SAP S/4HANA
 - Define Custom Code Lifecycle Management
 - List the Tools Used in Custom Code Management

Lesson 10: Data Volume Management

Lesson Objectives

After completing this lesson, you will be able to:

- Explain the Purpose of Data Volume Management
- Explaining the Benefits of Data Volume Management for Migrating to SAP HANA
- Explain the Data Volume Management Tools and How They can be used to Manage Your Data

Lesson 1: Focused Build

Lesson Objectives

After completing this lesson, you will be able to:

- Outline the Agile Requirements to Deploy Methodology for SAP Solution Manager
- Explain the Focused Build Architecture
- List Scenarios When You Should Use Focused Build

Lesson 2: Focused Run

Lesson Objectives

After completing this lesson, you will be able to:

- Outline the capabilities of Focused Run

Lesson 3: Focused Insights

Lesson Objectives

After completing this lesson, you will be able to:

- Outline the concepts of Focused Insights

Lesson 1: Additional Learning Options

Lesson Objectives

After completing this lesson, you will be able to:

- List different entry points to get further information

Lesson 2: Usage Rights

Lesson Objectives

After completing this lesson, you will be able to:

- Outline the Usage Rights of SAP Solution Manager