

CALM20

SAP Cloud ALM for Implementation - Overview

COURSE OUTLINE

Course Version: 01

Course Duration:

SAP Copyrights, Trademarks and Disclaimers

© 2024 SAP SE or an SAP affiliate company. All rights reserved.

No part of this publication may be reproduced or transmitted in any form or for any purpose without the express permission of SAP SE or an SAP affiliate company.

SAP and other SAP products and services mentioned herein as well as their respective logos are trademarks or registered trademarks of SAP SE (or an SAP affiliate company) in Germany and other countries. Please see <https://www.sap.com/corporate/en/legal/copyright.html> for additional trademark information and notices.

Some software products marketed by SAP SE and its distributors contain proprietary software components of other software vendors.

National product specifications may vary.

These materials may have been machine translated and may contain grammatical errors or inaccuracies.








These materials are provided by SAP SE or an SAP affiliate company for informational purposes only, without representation or warranty of any kind, and SAP SE or its affiliated companies shall not be liable for errors or omissions with respect to the materials. The only warranties for SAP SE or SAP affiliate company products and services are those that are set forth in the express warranty statements accompanying such products and services, if any. Nothing herein should be construed as constituting an additional warranty.

In particular, SAP SE or its affiliated companies have no obligation to pursue any course of business outlined in this document or any related presentation, or to develop or release any functionality mentioned therein. This document, or any related presentation, and SAP SE's or its affiliated companies' strategy and possible future developments, products, and/or platform directions and functionality are all subject to change and may be changed by SAP SE or its affiliated companies at any time for any reason without notice. The information in this document is not a commitment, promise, or legal obligation to deliver any material, code, or functionality. All forward-looking statements are subject to various risks and uncertainties that could cause actual results to differ materially from expectations. Readers are cautioned not to place undue reliance on these forward-looking statements, which speak only as of their dates, and they should not be relied upon in making purchasing decisions.

Typographic Conventions

American English is the standard used in this handbook.

The following typographic conventions are also used.

This information is displayed in the instructor's presentation	
Demonstration	
Procedure	
Warning or Caution	
Hint	
Related or Additional Information	
Facilitated Discussion	
User interface control	<i>Example text</i>
Window title	<i>Example text</i>

Contents

vii **Course Overview**

1 Unit 1: Discovering SAP Cloud ALM

1 Lesson: Discovering SAP Cloud ALM

3 Unit 2: Setting-Up the Project and Teams

3 Lesson: Setting-Up the Project and Teams

5 Unit 3: Defining Project Processes

5 Lesson: Defining Project Processes

7 Unit 4: Managing Requirements

7 Lesson: Managing Requirements

9 Unit 5: Discovering Deployment Management

9 Lesson: Discovering Deployment Management

11 Unit 6: Illustrating Development and Configuration

11 Lesson: Illustrating Development and Configuration

13 Unit 7: Planning and Executing Testing

13 Lesson: Planning and Executing Testing

15 Unit 8: Using Analytics and Reporting

15 Lesson: Using Analytics and Reporting

17 Unit 9: Using the Tool Readiness Check

17 Lesson: Using the Tool Readiness Check

19 Unit 10: Transitioning to SAP Cloud ALM

19 Lesson: Transitioning to SAP Cloud ALM

Course Overview

TARGET AUDIENCE

This course is intended for the following audiences:

- Development Consultant
- Business User
- Developer
- User

Lesson 1: Discovering SAP Cloud ALM

Lesson Objectives

After completing this lesson, you will be able to:

- Identify the three building blocks of SAP Cloud ALM and identify their benefits

Lesson 1: Setting-Up the Project and Teams

Lesson Objectives

After completing this lesson, you will be able to:

- Illustrate how to create projects, manage timeboxes, manage teams

Lesson 1: Defining Project Processes

Lesson Objectives

After completing this lesson, you will be able to:

- Illustrate the creation and processing of scopes

Lesson 1: Managing Requirements

Lesson Objectives

After completing this lesson, you will be able to:

- Illustrate the creation, approval, and refinement of requirements

Lesson 1: Discovering Deployment Management

Lesson Objectives

After completing this lesson, you will be able to:

- Illustrate the creation and assignment of deployment plans

Lesson 1: Illustrating Development and Configuration

Lesson Objectives

After completing this lesson, you will be able to:

- Illustrate the creation, processing, and deployment of features

Lesson 1: Planning and Executing Testing

Lesson Objectives

After completing this lesson, you will be able to:

- Illustrate the creation and execution of test cases as well as the creation and processing of defects

Lesson 1: Using Analytics and Reporting

Lesson Objectives

After completing this lesson, you will be able to:

- Illustrate the usage of analytics and reporting

Lesson 1: Using the Tool Readiness Check

Lesson Objectives

After completing this lesson, you will be able to:

- Plan a transition project to SAP Cloud ALM using the tool Readiness Check

Lesson 1: Transitioning to SAP Cloud ALM

Lesson Objectives

After completing this lesson, you will be able to:

- Illustrate transitioning to SAP Cloud ALM