

C4H460

SAP Cloud Applications Studio

COURSE OUTLINE

Course Version: 2211

Course Duration:

SAP Copyrights, Trademarks and Disclaimers

© 2023 SAP SE or an SAP affiliate company. All rights reserved.

No part of this publication may be reproduced or transmitted in any form or for any purpose without the express permission of SAP SE or an SAP affiliate company.

SAP and other SAP products and services mentioned herein as well as their respective logos are trademarks or registered trademarks of SAP SE (or an SAP affiliate company) in Germany and other countries. Please see <https://www.sap.com/corporate/en/legal/copyright.html> for additional trademark information and notices.

Some software products marketed by SAP SE and its distributors contain proprietary software components of other software vendors.

National product specifications may vary.

These materials may have been machine translated and may contain grammatical errors or inaccuracies.








These materials are provided by SAP SE or an SAP affiliate company for informational purposes only, without representation or warranty of any kind, and SAP SE or its affiliated companies shall not be liable for errors or omissions with respect to the materials. The only warranties for SAP SE or SAP affiliate company products and services are those that are set forth in the express warranty statements accompanying such products and services, if any. Nothing herein should be construed as constituting an additional warranty.

In particular, SAP SE or its affiliated companies have no obligation to pursue any course of business outlined in this document or any related presentation, or to develop or release any functionality mentioned therein. This document, or any related presentation, and SAP SE's or its affiliated companies' strategy and possible future developments, products, and/or platform directions and functionality are all subject to change and may be changed by SAP SE or its affiliated companies at any time for any reason without notice. The information in this document is not a commitment, promise, or legal obligation to deliver any material, code, or functionality. All forward-looking statements are subject to various risks and uncertainties that could cause actual results to differ materially from expectations. Readers are cautioned not to place undue reliance on these forward-looking statements, which speak only as of their dates, and they should not be relied upon in making purchasing decisions.

Typographic Conventions

American English is the standard used in this handbook.

The following typographic conventions are also used.

This information is displayed in the instructor's presentation	
Demonstration	
Procedure	
Warning or Caution	
Hint	
Related or Additional Information	
Facilitated Discussion	
User interface control	<i>Example text</i>
Window title	<i>Example text</i>

Contents

vii **Course Overview**

1 Unit 1: SAP Cloud Applications Studio: An Overview

- 1 Lesson: Describing SAP Cloud Applications Studio
- 1 Lesson: Explaining the System Environment
- 1 Lesson: Explaining the System Architecture
- 1 Lesson: Getting Started with SAP Cloud Applications Studio

3 Unit 2: Introduction to Scripting Languages

- 3 Lesson: Introduction to Scripting Language for Business Object Definitions
- 3 Lesson: Introducing the Scripting Language for Business Logic Implementations

5 Unit 3: Introduction to UI Designer

- 5 Lesson: Explaining UI Designer

7 Unit 4: Debugging

- 7 Lesson: Debugging

9 Unit 5: Extensibility

- 9 Lesson: Creating Extension Fields

11 Unit 6: Business Configuration

- 11 Lesson: Explaining Business Configuration Basics and Architecture
- 11 Lesson: Creating a Business Configuration Set and View

13 Unit 7: UI Designer – Embedded Component

- 13 Lesson: Creating Embedded Component

15 Unit 8: Service Integration

- 15 Lesson: Creating Service Integration
- 15 Lesson: Configuring Data Workbench
- 15 Lesson: Describing Web Service – Provisioning
- 15 Lesson: Describing Web Service – Consumption

17 Unit 9: Analytics

- 17 Lesson: Describing a Data Source

19	Unit 10:	Notifications
19		Lesson: Enabling Notification Rules
21	Unit 11:	Mass Data Run
21		Lesson: Creating a Mass Data Run
23	Unit 12:	Approval Process
23		Lesson: Describing the Approval Process
25	Unit 13:	Translation
25		Lesson: Translate and Adapt User Interface Texts
25		Lesson: Translating a Business Object
27	Unit 14:	Mashups
27		Lesson: Describing Mashups
29	Unit 15:	Lifecycle Management
29		Lesson: Describing Lifecycle Management
31	Unit 16:	Wrap Up
31		Lesson: Wrapping Up the Course

Course Overview

TARGET AUDIENCE

This course is intended for the following audiences:

- Systems Architect
- Application Consultant
- Development Consultant
- Technology Consultant
- Developer

Lesson 1: Describing SAP Cloud Applications Studio

Lesson Objectives

After completing this lesson, you will be able to:

- Describe SAP Cloud Applications Studio

Lesson 2: Explaining the System Environment

Lesson Objectives

After completing this lesson, you will be able to:

- Explain the system environment

Lesson 3: Explaining the System Architecture

Lesson Objectives

After completing this lesson, you will be able to:

- Explain the system architecture

Lesson 4: Getting Started with SAP Cloud Applications Studio

Lesson Objectives

After completing this lesson, you will be able to:

- Describe the SDK/Developer desktop

Lesson 1: Introduction to Scripting Language for Business Object Definitions

Lesson Objectives

After completing this lesson, you will be able to:

- Explain scripting language for business object definitions

Lesson 2: Introducing the Scripting Language for Business Logic Implementations

Lesson Objectives

After completing this lesson, you will be able to:

- Explain scripting language for business logic implementations

Lesson 1: Explaining UI Designer

Lesson Objectives

After completing this lesson, you will be able to:

- Explain UI Designer

Lesson 1: Debugging

Lesson Objectives

After completing this lesson, you will be able to:

- Debug at runtime
- Debug on frontend

Lesson 1: Creating Extension Fields

Lesson Objectives

After completing this lesson, you will be able to:

- Create extension fields

Lesson 1: Explaining Business Configuration Basics and Architecture

Lesson Objectives

After completing this lesson, you will be able to:

- Create a business configuration object

Lesson 2: Creating a Business Configuration Set and View

Lesson Objectives

After completing this lesson, you will be able to:

- Create a business configuration set
- Create a business configuration view

Lesson 1: Creating Embedded Component

Lesson Objectives

After completing this lesson, you will be able to:

- Create new embedded component

Lesson 1: Creating Service Integration

Lesson Objectives

After completing this lesson, you will be able to:

- Create service integration

Lesson 2: Configuring Data Workbench

Lesson Objectives

After completing this lesson, you will be able to:

- Configure data workbench

Lesson 3: Describing Web Service – Provisioning

Lesson Objectives

After completing this lesson, you will be able to:

- Create a web service

Lesson 4: Describing Web Service – Consumption

Lesson Objectives

After completing this lesson, you will be able to:

- Create an external web service integration

Lesson 1: Describing a Data Source

Lesson Objectives

After completing this lesson, you will be able to:

- Create a data source
- Enhance a standard data source

Lesson 1: Enabling Notification Rules

Lesson Objectives

After completing this lesson, you will be able to:

- Enable notification rules

Lesson 1: Creating a Mass Data Run

Lesson Objectives

After completing this lesson, you will be able to:

- Create a mass data run

Lesson 1: Describing the Approval Process

Lesson Objectives

After completing this lesson, you will be able to:

- Describe the approval process for customer BO

Lesson 1: Translate and Adapt User Interface Texts

Lesson Objectives

After completing this lesson, you will be able to:

- Translate and Adapt User Interface Texts

Lesson 2: Translating a Business Object

Lesson Objectives

After completing this lesson, you will be able to:

- Translate a business object

Lesson 1: Describing Mashups

Lesson Objectives

After completing this lesson, you will be able to:

- Describe mashups, use cases, and types

Lesson 1: Describing Lifecycle Management

Lesson Objectives

After completing this lesson, you will be able to:

- Understand Lifecycle Management for Solutions

Lesson 1: Wrapping Up the Course

Lesson Objectives

After completing this lesson, you will be able to:

- Wrap up the course