

BW362

SAP BW Powered by SAP HANA

COURSE OUTLINE

Course Version: 13

Course Duration:

SAP Copyrights, Trademarks and Disclaimers

© 2019 SAP SE or an SAP affiliate company. All rights reserved.

No part of this publication may be reproduced or transmitted in any form or for any purpose without the express permission of SAP SE or an SAP affiliate company.

SAP and other SAP products and services mentioned herein as well as their respective logos are trademarks or registered trademarks of SAP SE (or an SAP affiliate company) in Germany and other countries. Please see <http://global12.sap.com/corporate-en/legal/copyright/index.epx> for additional trademark information and notices.

Some software products marketed by SAP SE and its distributors contain proprietary software components of other software vendors.

National product specifications may vary.

This course may have been machine translated and may contain grammatical errors or inaccuracies.








These materials are provided by SAP SE or an SAP affiliate company for informational purposes only, without representation or warranty of any kind, and SAP SE or its affiliated companies shall not be liable for errors or omissions with respect to the materials. The only warranties for SAP SE or SAP affiliate company products and services are those that are set forth in the express warranty statements accompanying such products and services, if any. Nothing herein should be construed as constituting an additional warranty.

In particular, SAP SE or its affiliated companies have no obligation to pursue any course of business outlined in this document or any related presentation, or to develop or release any functionality mentioned therein. This document, or any related presentation, and SAP SE's or its affiliated companies' strategy and possible future developments, products, and/or platform directions and functionality are all subject to change and may be changed by SAP SE or its affiliated companies at any time for any reason without notice. The information in this document is not a commitment, promise, or legal obligation to deliver any material, code, or functionality. All forward-looking statements are subject to various risks and uncertainties that could cause actual results to differ materially from expectations. Readers are cautioned not to place undue reliance on these forward-looking statements, which speak only as of their dates, and they should not be relied upon in making purchasing decisions.

Typographic Conventions

American English is the standard used in this handbook.

The following typographic conventions are also used.

This information is displayed in the instructor's presentation	
Demonstration	
Procedure	
Warning or Caution	
Hint	
Related or Additional Information	
Facilitated Discussion	
User interface control	<i>Example text</i>
Window title	<i>Example text</i>

Contents

vii **Course Overview**

1 Unit 1: Getting Started with SAP BW and SAP HANA

- 1 Lesson: Getting Started with our Training Environment
- 1 Lesson: Getting Started with SAP HANA
- 1 Lesson: Getting Started with SAP BW
- 1 Lesson: Getting Started with SAP BW Modeling Tools
- 1 Lesson: Getting Started with SAP HANA Native Modeling

3 Unit 2: Migration to SAP BW on HANA

- 3 Lesson: Describing Migration Strategies and Tools
- 3 Lesson: Explaining the SAP BW Migration Cockpit

5 Unit 3: SAP BW on HANA Data Lifecycle Management

- 5 Lesson: Describing Multi-Temperature Data Management
- 5 Lesson: Optimizing SAP BW Data Management (Warm Data)
- 5 Lesson: Optimizing SAP BW Data Management (Cold Data)

7 Unit 4: Optimization Areas in SAP BW on HANA

- 7 Lesson: Describing Optimization Areas
- 7 Lesson: Understanding SAP HANA-Optimized Data Modeling: InfoCubes
- 7 Lesson: Explaining SAP HANA-Optimized Data Modeling: Advanced DataStore-Objects
- 7 Lesson: Explaining SAP HANA-Optimized Data Modeling: CompositeProviders
- 7 Lesson: Explaining SAP HANA-Optimized InfoObjects
- 8 Lesson: Explaining SAP HANA-Optimized Data Staging
- 8 Lesson: Describing the SAP HANA-Optimized Analytic Manager
- 8 Lesson: Introducing HANA-Optimized Analysis Processes

9 Unit 5: Modeling with SAP's Reference Architecture LSA++

- 9 Lesson: Explaining the Layered Scalable Architecture (LSA)
- 9 Lesson: Explaining the Move from LSA to LSA++: Streamlining Core Layers
- 9 Lesson: Introducing the Open Operational Data Store Layer and the Open ODS View

11	Unit 6:	Hybrid Modeling in Mixed Scenarios
11		Lesson: Generating External SAP HANA Views for SAP BW Objects
11		Lesson: Describing Mixed Scenarios
11		Lesson: Explaining the SAP HANA-Optimized SAP BI Content
13	Unit 7:	Data Provisioning into SAP HANA and SAP BW
13		Lesson: Explaining Data Provisioning Options
13		Lesson: Explaining SLT Replication into SAP HANA
13		Lesson: Describing SAP HANA Remote Sources (SDA/SDI)
13		Lesson: Explaining Operational Data Provisioning into SAP BW
15	Unit 8:	Relevance of SAP S/4HANA to SAP BW
15		Lesson: Getting Started with SAP S/4HANA and Embedded Analytics
15		Lesson: Explain the Impact of SAP S/4HANA on SAP BW
17	Unit 9:	Appendix (optional)
17		Lesson: Introducing SAP BW/4HANA
17		Lesson: Introducing SAP Analytics Cloud
17		Lesson: Introducing a Mixed Scenario Example with SAP Predictive Analytics
17		Lesson: Introducing SAP BW Workspaces
17		Lesson: Describing New Transactions and Authorizations

Course Overview

TARGET AUDIENCE

This course is intended for the following audiences:

- Application Consultant
- Systems Architect
- Solution Architect

Lesson 1: Getting Started with our Training Environment

Lesson Objectives

After completing this lesson, you will be able to:

- Understand the software components and the data used in this SAP training

Lesson 2: Getting Started with SAP HANA

Lesson Objectives

After completing this lesson, you will be able to:

- Understand the fundamental concepts of the SAP HANA platform

Lesson 3: Getting Started with SAP BW

Lesson Objectives

After completing this lesson, you will be able to:

- Give an overview of SAP BW and the value added by SAP HANA

Lesson 4: Getting Started with SAP BW Modeling Tools

Lesson Objectives

After completing this lesson, you will be able to:

- Introduce the new Eclipse-based UI for BW modeling

Lesson 5: Getting Started with SAP HANA Native Modeling

Lesson Objectives

After completing this lesson, you will be able to:

- Describe SAP HANA Calculation Views and understand how best to use them

Lesson 1: Describing Migration Strategies and Tools

Lesson Objectives

After completing this lesson, you will be able to:

- Describe the migration to SAP HANA and related tools

Lesson 2: Explaining the SAP BW Migration Cockpit

Lesson Objectives

After completing this lesson, you will be able to:

- Describe the value of the SAP BW Migration Cockpit

Lesson 1: Describing Multi-Temperature Data Management

Lesson Objectives

After completing this lesson, you will be able to:

- Explain multi-temperature data management in SAP BW on SAP HANA

Lesson 2: Optimizing SAP BW Data Management (Warm Data)

Lesson Objectives

After completing this lesson, you will be able to:

- Explain the Concept of Non-Active Data as well as Dynamic Tiering

Lesson 3: Optimizing SAP BW Data Management (Cold Data)

Lesson Objectives

After completing this lesson, you will be able to:

- Describe the role of Nearline-Storage for a SAP BW landscape

Lesson 1: Describing Optimization Areas

Lesson Objectives

After completing this lesson, you will be able to:

- Describe the areas where SAP BW has been optimized based on SAP HANA code push down

Lesson 2: Understanding SAP HANA-Optimized Data Modeling: InfoCubes

Lesson Objectives

After completing this lesson, you will be able to:

- Explain the impact of SAP HANA to BW InfoCubes

Lesson 3: Explaining SAP HANA-Optimized Data Modeling: Advanced DataStore-Objects

Lesson Objectives

After completing this lesson, you will be able to:

- Explain the impact of SAP HANA on DataStore-Objects

Lesson 4: Explaining SAP HANA-Optimized Data Modeling: CompositeProviders

Lesson Objectives

After completing this lesson, you will be able to:

- Explain the purpose of the new CompositeProvider
- See the advantages compared to the existing virtual InfoProviders

Lesson 5: Explaining SAP HANA-Optimized InfoObjects

Lesson Objectives

After completing this lesson, you will be able to:

- Use SAP HANA-Optimized InfoObject

Lesson 6: Explaining SAP HANA-Optimized Data Staging

Lesson Objectives

After completing this lesson, you will be able to:

- Describe how process chains are streamlined and how SAP BW transformation rules can be SAP HANA-optimized.

Lesson 7: Describing the SAP HANA-Optimized Analytic Manager

Lesson Objectives

After completing this lesson, you will be able to:

- Describe the new SAP BW Analytic Manager and different Query Processing Modes

Lesson 8: Introducing HANA-Optimized Analysis Processes

Lesson Objectives

After completing this lesson, you will be able to:

- Design HANA-Optimized Analysis Processes in SAP BW

Lesson 1: Explaining the Layered Scalable Architecture (LSA)

Lesson Objectives

After completing this lesson, you will be able to:

- Describe the concepts behind the SAP BW Layered Scalable Architecture (LSA)

Lesson 2: Explaining the Move from LSA to LSA++: Streamlining Core Layers

Lesson Objectives

After completing this lesson, you will be able to:

- Describe how to **optimize the design of the LSA core layers** and start moving your architecture to LSA++.

Lesson 3: Introducing the Open Operational Data Store Layer and the Open ODS View

Lesson Objectives

After completing this lesson, you will be able to:

- Introduce field-based modeling and the new BW data model for quick data integration: Open ODS View

Lesson 1: Generating External SAP HANA Views for SAP BW Objects

Lesson Objectives

After completing this lesson, you will be able to:

- Explain how to generate an SAP HANA View from a SAP BW InfoProviders

Lesson 2: Describing Mixed Scenarios

Lesson Objectives

After completing this lesson, you will be able to:

- Explain the purpose of mixed scenarios

Lesson 3: Explaining the SAP HANA-Optimized SAP BI Content

Lesson Objectives

After completing this lesson, you will be able to:

- Describe the key concepts of SAP HANA-optimized BI content

Lesson 1: Explaining Data Provisioning Options

Lesson Objectives

After completing this lesson, you will be able to:

- Explain how to provision data into SAP HANA and SAP BW

Lesson 2: Explaining SLT Replication into SAP HANA

Lesson Objectives

After completing this lesson, you will be able to:

- Explain the positioning of SAP Landscape Transformation Replication Server in the context of SAP HANA

Lesson 3: Describing SAP HANA Remote Sources (SDA/SDI)

Lesson Objectives

After completing this lesson, you will be able to:

- Explain SAP HANA Smart Data Access and SAP HANA Smart Data Integration and how SAP BW is able to leverage them

Lesson 4: Explaining Operational Data Provisioning into SAP BW

Lesson Objectives

After completing this lesson, you will be able to:

- Explain the different ODP data provisioning types relevant for SAP BW

Lesson 1: Getting Started with SAP S/4HANA and Embedded Analytics

Lesson Objectives

After completing this lesson, you will be able to:

- Understand SAP S/4HANA and describe SAP S/4HANA embedded analytics

Lesson 2: Explain the Impact of SAP S/4HANA on SAP BW

Lesson Objectives

After completing this lesson, you will be able to:

- Explaining the Impact of SAP S/4HANA on SAP BW

Lesson 1: Introducing SAP BW/4HANA

Lesson Objectives

After completing this lesson, you will be able to:

- Outline the latest SAP BW release

Lesson 2: Introducing SAP Analytics Cloud

Lesson Objectives

After completing this lesson, you will be able to:

- Explain benefits and core functionalities of SAP Analytics Cloud

Lesson 3: Introducing a Mixed Scenario Example with SAP Predictive Analytics

Lesson Objectives

After completing this lesson, you will be able to:

- Provide an additional use case for external SAP HANA-Views based on SAP Predictive Analytics based on SAP BusinessObjects Predictive Analytics.

Lesson 4: Introducing SAP BW Workspaces

Lesson Objectives

After completing this lesson, you will be able to:

- Get started with SAP BW Workspaces

Lesson 5: Describing New Transactions and Authorizations

Lesson Objectives

After completing this lesson, you will be able to:

- Summarize new transactions codes and authorizations