

# ADM328

## SAP S/4HANA Conversion and SAP System Upgrade

### COURSE OUTLINE

Course Version: 22

Course Duration:

# SAP Copyrights, Trademarks and Disclaimers

© 2021 SAP SE or an SAP affiliate company. All rights reserved.

No part of this publication may be reproduced or transmitted in any form or for any purpose without the express permission of SAP SE or an SAP affiliate company.

SAP and other SAP products and services mentioned herein as well as their respective logos are trademarks or registered trademarks of SAP SE (or an SAP affiliate company) in Germany and other countries. Please see <http://global12.sap.com/corporate-en/legal/copyright/index.epx> for additional trademark information and notices.

Some software products marketed by SAP SE and its distributors contain proprietary software components of other software vendors.

National product specifications may vary.

These materials may have been machine translated and may contain grammatical errors or inaccuracies.








These materials are provided by SAP SE or an SAP affiliate company for informational purposes only, without representation or warranty of any kind, and SAP SE or its affiliated companies shall not be liable for errors or omissions with respect to the materials. The only warranties for SAP SE or SAP affiliate company products and services are those that are set forth in the express warranty statements accompanying such products and services, if any. Nothing herein should be construed as constituting an additional warranty.

In particular, SAP SE or its affiliated companies have no obligation to pursue any course of business outlined in this document or any related presentation, or to develop or release any functionality mentioned therein. This document, or any related presentation, and SAP SE's or its affiliated companies' strategy and possible future developments, products, and/or platform directions and functionality are all subject to change and may be changed by SAP SE or its affiliated companies at any time for any reason without notice. The information in this document is not a commitment, promise, or legal obligation to deliver any material, code, or functionality. All forward-looking statements are subject to various risks and uncertainties that could cause actual results to differ materially from expectations. Readers are cautioned not to place undue reliance on these forward-looking statements, which speak only as of their dates, and they should not be relied upon in making purchasing decisions.

# Typographic Conventions

American English is the standard used in this handbook.

The following typographic conventions are also used.

This information is displayed in the instructor's presentation	
Demonstration	
Procedure	
Warning or Caution	
Hint	
Related or Additional Information	
Facilitated Discussion	
User interface control	<i>Example text</i>
Window title	<i>Example text</i>



# Contents

vii **Course Overview**

**1 Unit 1: Concept and Architecture**

- 1 Lesson: Architecture of an SAP System
- 1 Lesson: Concept of the Upgrade and SAP S/4HANA Conversion
- 1 Lesson: Considerations

**3 Unit 2: SAP S/4HANA Conversion - Overview**

- 3 Lesson: SAP S/4HANA Conversion – Overview

**5 Unit 3: Maintenance Planner**

- 5 Lesson: SAP Solution Manager and Maintenance Planner
- 5 Lesson: Plan a Software Change

**7 Unit 4: SAP S/4HANA Conversion - Prepare Phase**

- 7 Lesson: SI Checks
- 7 Lesson: Custom Code Analysis
- 7 Lesson: Cross-Application Preparations

**9 Unit 5: SUM - Manual Preparation Activities**

- 9 Lesson: Performing Steps from SAP Notes
- 9 Lesson: Performing Steps from the SUM Guides

**11 Unit 6: SUM - Prepare Part**

- 11 Lesson: Concept of the SUM
- 11 Lesson: Using the SUM
- 11 Lesson: Configuration of the SUM

**13 Unit 7: Modification Adjustment**

- 13 Lesson: Concept of Modification Adjustment
- 13 Lesson: Performing SPDD
- 13 Lesson: Performing SPAU

**15 Unit 8: SUM - Execution Part**

- 15 Lesson: SUM Procedure
- 15 Lesson: Troubleshooting
- 15 Lesson: Database Migration Option (DMO)

<b>17</b>	<b>Unit 9:</b>	<b>Downtime</b>
17		Lesson: Concept of Downtime
17		Lesson: Downtime of the SUM procedure
17		Lesson: Near-Zero Downtime Maintenance (nZDM) Capabilities of SUM
17		Lesson: Downtime-Optimized Data Conversion
<b>19</b>	<b>Unit 10:</b>	<b>Conversion of an SAP System Landscape</b>
19		Lesson: Conversion of a 3-System Landscape
19		Lesson: SAP S/4HANA – Landscape Transformation
<b>21</b>	<b>Unit 11:</b>	<b>Activating Business Functions</b>
21		Lesson: Concept of Business Functions
21		Lesson: Transport of Business Functions
21		Lesson: SAP S/4HANA and Business Functions
<b>23</b>	<b>Unit 12:</b>	<b>Unicode Conversion</b>
23		Lesson: Concept of Unicode
23		Lesson: Performing a Unicode Conversion
<b>25</b>	<b>Unit 13:</b>	<b>SUM - Manual Follow-up Activities</b>
25		Lesson: Performing Steps from SAP Notes
25		Lesson: Performing Steps from the SUM Guides
<b>27</b>	<b>Unit 14:</b>	<b>SAP S/4HANA Conversion - Follow-on Activities</b>
27		Lesson: SAP S/4HANA Conversion – Follow-on Activities
<b>29</b>	<b>Unit 15:</b>	<b>Exercises and Solutions</b>
29		Lesson: Exercises and Solutions

# Course Overview

## **TARGET AUDIENCE**

This course is intended for the following audiences:

- Technology Consultant
- System Administrator





## Lesson 1: Architecture of an SAP System

### Lesson Objectives

After completing this lesson, you will be able to:

- Explain the architecture of an SAP system

## Lesson 2: Concept of the Upgrade and SAP S/4HANA Conversion

### Lesson Objectives

After completing this lesson, you will be able to:

- Explain the concept of an upgrade and an SAP S/4HANA conversion

## Lesson 3: Considerations

### Lesson Objectives

After completing this lesson, you will be able to:

- Determine considerations of an upgrade and an SAP S/4HANA conversion



## Lesson 1: SAP S/4HANA Conversion – Overview

### Lesson Objectives

After completing this lesson, you will be able to:

- Give an overview of the SAP S/4HANA conversion process



## Lesson 1: SAP Solution Manager and Maintenance Planner

### Lesson Objectives

After completing this lesson, you will be able to:

- Start the Maintenance Planner for an upgrade and an SAP S/4HANA conversion

## Lesson 2: Plan a Software Change

### Lesson Objectives

After completing this lesson, you will be able to:

- Use the Maintenance Planner for an upgrade and an SAP S/4HANA conversion



## Lesson 1: SI Checks

### Lesson Objectives

After completing this lesson, you will be able to:

- Perform the SI checks for an SAP S/4HANA conversion

## Lesson 2: Custom Code Analysis

### Lesson Objectives

After completing this lesson, you will be able to:

- Perform the custom code analysis

## Lesson 3: Cross-Application Preparations

### Lesson Objectives

After completing this lesson, you will be able to:

- Perform the technical cross-application preparations





## Lesson 1: Performing Steps from SAP Notes

### Lesson Objectives

After completing this lesson, you will be able to:

- Detect the steps from SAP Notes

## Lesson 2: Performing Steps from the SUM Guides

### Lesson Objectives

After completing this lesson, you will be able to:

- Detect the steps from the SUM guides



## Lesson 1: Concept of the SUM

### Lesson Objectives

After completing this lesson, you will be able to:

- Explain the concept of the SUM

## Lesson 2: Using the SUM

### Lesson Objectives

After completing this lesson, you will be able to:

- Use the UI of the SUM

## Lesson 3: Configuration of the SUM

### Lesson Objectives

After completing this lesson, you will be able to:

- Configure the SUM



## Lesson 1: Concept of Modification Adjustment

### Lesson Objectives

After completing this lesson, you will be able to:

- Explain the concept of modification adjustment

## Lesson 2: Performing SPDD

### Lesson Objectives

After completing this lesson, you will be able to:

- Perform SPDD

## Lesson 3: Performing SPAU

### Lesson Objectives

After completing this lesson, you will be able to:

- Perform SPAU



## Lesson 1: SUM Procedure

### Lesson Objectives

After completing this lesson, you will be able to:

- Explain the SUM procedure

## Lesson 2: Troubleshooting

### Lesson Objectives

After completing this lesson, you will be able to:

- Perform troubleshooting of the SUM procedure

## Lesson 3: Database Migration Option (DMO)

### Lesson Objectives

After completing this lesson, you will be able to:

- Explain the Database Migration Option (DMO)





## Lesson 1: Concept of Downtime

### Lesson Objectives

After completing this lesson, you will be able to:

- Explain the concept of downtime

## Lesson 2: Downtime of the SUM procedure

### Lesson Objectives

After completing this lesson, you will be able to:

- Explain the influencing factors of the downtime of the SUM procedure

## Lesson 3: Near-Zero Downtime Maintenance (nZDM) Capabilities of SUM

### Lesson Objectives

After completing this lesson, you will be able to:

- Explain the Near-Zero Downtime Maintenance (nZDM) capabilities of SUM

## Lesson 4: Downtime-Optimized Data Conversion

### Lesson Objectives

After completing this lesson, you will be able to:

- Explain the Downtime-Optimized Data Conversion



## Lesson 1: Conversion of a 3-System Landscape

### Lesson Objectives

After completing this lesson, you will be able to:

- Conversion of a 3-System Landscape

## Lesson 2: SAP S/4HANA – Landscape Transformation

### Lesson Objectives

After completing this lesson, you will be able to:

- Explain an SAP S/4HANA landscape transformation and transition to SAP S/4HANA



## Lesson 1: Concept of Business Functions

### Lesson Objectives

After completing this lesson, you will be able to:

- Explain the concept of business functions

## Lesson 2: Transport of Business Functions

### Lesson Objectives

After completing this lesson, you will be able to:

- Transport business functions

## Lesson 3: SAP S/4HANA and Business Functions

### Lesson Objectives

After completing this lesson, you will be able to:

- Explain the activation of business functions in the context of SAP S/4HANA



## Lesson 1: Concept of Unicode

### Lesson Objectives

After completing this lesson, you will be able to:

- Explain the concept of Unicode

## Lesson 2: Performing a Unicode Conversion

### Lesson Objectives

After completing this lesson, you will be able to:

- Explain how to perform a Unicode conversion





## Lesson 1: Performing Steps from SAP Notes

### Lesson Objectives

After completing this lesson, you will be able to:

- Identify steps from SAP Notes

## Lesson 2: Performing Steps from the SUM Guides

### Lesson Objectives

After completing this lesson, you will be able to:

- Identify steps from the SUM guides



## Lesson 1: SAP S/4HANA Conversion – Follow-on Activities

### Lesson Objectives

After completing this lesson, you will be able to:

- Explain the SAP S/4HANA conversion follow-on activities



## Lesson 1: Exercises and Solutions

### Lesson Objectives

After completing this lesson, you will be able to:

- Perform a technical SAP S/4HANA conversion or a technical SAP system upgrade