

ACT100

SAP Activate Methodology

COURSE OUTLINE

Course Version: 23

Course Duration:

SAP Copyrights, Trademarks and Disclaimers

© 2024 SAP SE or an SAP affiliate company. All rights reserved.

No part of this publication may be reproduced or transmitted in any form or for any purpose without the express permission of SAP SE or an SAP affiliate company.

SAP and other SAP products and services mentioned herein as well as their respective logos are trademarks or registered trademarks of SAP SE (or an SAP affiliate company) in Germany and other countries. Please see <https://www.sap.com/corporate/en/legal/copyright.html> for additional trademark information and notices.

Some software products marketed by SAP SE and its distributors contain proprietary software components of other software vendors.

National product specifications may vary.

These materials may have been machine translated and may contain grammatical errors or inaccuracies.








These materials are provided by SAP SE or an SAP affiliate company for informational purposes only, without representation or warranty of any kind, and SAP SE or its affiliated companies shall not be liable for errors or omissions with respect to the materials. The only warranties for SAP SE or SAP affiliate company products and services are those that are set forth in the express warranty statements accompanying such products and services, if any. Nothing herein should be construed as constituting an additional warranty.

In particular, SAP SE or its affiliated companies have no obligation to pursue any course of business outlined in this document or any related presentation, or to develop or release any functionality mentioned therein. This document, or any related presentation, and SAP SE's or its affiliated companies' strategy and possible future developments, products, and/or platform directions and functionality are all subject to change and may be changed by SAP SE or its affiliated companies at any time for any reason without notice. The information in this document is not a commitment, promise, or legal obligation to deliver any material, code, or functionality. All forward-looking statements are subject to various risks and uncertainties that could cause actual results to differ materially from expectations. Readers are cautioned not to place undue reliance on these forward-looking statements, which speak only as of their dates, and they should not be relied upon in making purchasing decisions.

Typographic Conventions

American English is the standard used in this handbook.

The following typographic conventions are also used.

| | |
|--|---|
| This information is displayed in the instructor's presentation |  |
| Demonstration |  |
| Procedure |  |
| Warning or Caution |  |
| Hint |  |
| Related or Additional Information |  |
| Facilitated Discussion |  |
| User interface control | <i>Example text</i> |
| Window title | <i>Example text</i> |

Contents

vii Course Overview

1 Unit 1: Discovering SAP Activate

- 1 Lesson: Describing SAP Activate
- 1 Lesson: Describing the 3 Pillars of SAP Activate

3 Unit 2: Outlining SAP Activate Methodology Foundation

- 3 Lesson: Describing the Methodology Structure
- 3 Lesson: Analyzing each phase of SAP Activate
- 3 Lesson: Accessing Content

5 Unit 3: Paving the Move to the Cloud through Clean Core

- 5 Lesson: Discovering the Clean Core Concept

7 Unit 4: Using SAP Signavio to Support S/4HANA Transformations

- 7 Lesson: Describing challenges and opportunities transforming to SAP S/4HANA
- 7 Lesson: Describing SAP Signavio
- 7 Lesson: Describing how SAP Signavio supports S/4HANA transformation projects
- 7 Lesson: Describing how to get started with SAP Signavio

9 Unit 5: Illustrating SAP Cloud ALM

- 9 Lesson: Illustrating SAP Cloud ALM

11 Unit 6: Outlining Workstreams

- 11 Lesson: Discovering the Workstreams
- 11 Lesson: Describing Workstreams in Cloud Implementation
- 11 Lesson: Describing Workstreams in On-Premise Implementations
- 11 Lesson: Describing Workstreams in Upgrades

13 Unit 7: Describing Transition Paths

- 13 Lesson: Describing RISE with SAP
- 13 Lesson: Analyzing options for (Greenfield) New Implementation on SAP S/4HANA Cloud, SAP S/4HANA (on-premise) and SAP S/4HANA Cloud, Private Edition
- 13 Lesson: Analyzing System Conversion
- 13 Lesson: Illustrating Selective Data Transition

15 Unit 8: Mentioning Supplementary Content

15 Lesson: Mentioning Supplementary Content

Course Overview

TARGET AUDIENCE

This course is intended for the following audiences:

- Project Manager
- Application Consultant
- Business Process Owner/Team Lead/Power User

Lesson 1: Describing SAP Activate

Lesson Objectives

After completing this lesson, you will be able to:

- Discover the purpose of SAP Activate and the implementation approach
- Describe the SAP Activate content
- Identify the SAP Activate framework variants and where to find information

Lesson 2: Describing the 3 Pillars of SAP Activate

Lesson Objectives

After completing this lesson, you will be able to:

- Identify the three SAP Activate pillars
- Describe SAP Best Practices
- Describe the deployment tools and SAP Activate Methodology Structure
- Describe SAP Activate Methodology and benefits

Lesson 1: Describing the Methodology Structure

Lesson Objectives

After completing this lesson, you will be able to:

- Illustrate the SAP Activate phases and SAP Activate workstreams

Lesson 2: Analyzing each phase of SAP Activate

Lesson Objectives

After completing this lesson, you will be able to:

- Analyze each phase of SAP Activate

Lesson 3: Accessing Content

Lesson Objectives

After completing this lesson, you will be able to:

- Analyze the content provisioning tools

Lesson 1: Discovering the Clean Core Concept

Lesson Objectives

After completing this lesson, you will be able to:

- Describe Clean Core

Lesson 1: Describing challenges and opportunities transforming to SAP S/4HANA

Lesson Objectives

After completing this lesson, you will be able to:

- Describe the challenges and opportunities transforming to SAP S/4HANA

Lesson 2: Describing SAP Signavio

Lesson Objectives

After completing this lesson, you will be able to:

- Describe SAP Signavio

Lesson 3: Describing how SAP Signavio supports S/4HANA transformation projects

Lesson Objectives

After completing this lesson, you will be able to:

- Describe how SAP Signavio supports S/4HANA transformation projects

Lesson 4: Describing how to get started with SAP Signavio

Lesson Objectives

After completing this lesson, you will be able to:

- Describing how to get started with SAP Signavio

Lesson 1: Illustrating SAP Cloud ALM

Lesson Objectives

After completing this lesson, you will be able to:

- Illustrate how SAP Cloud ALM supports the application lifecycle

Lesson 1: Discovering the Workstreams

Lesson Objectives

After completing this lesson, you will be able to:

- Identify the Workstreams
- Analyze the project management workstream
- Discover the design and configuration workstream
- Illustrate the workstream for analytics
- Describe the customer team enablement workstream
- Illustrate the solution adoption workstream
- Illustrate the extensibility workstream
- Summarize the testing workstream
- Illustrate the integration workstream
- Illustrate the operations and support workstream
- Analyze the data management workstream
- Illustrate the technical architecture and infrastructure workstream

Lesson 2: Describing Workstreams in Cloud Implementation

Lesson Objectives

After completing this lesson, you will be able to:

- Describe the different workstreams in a cloud implementation scenario

Lesson 3: Describing Workstreams in On-Premise Implementations

Lesson Objectives

After completing this lesson, you will be able to:

- Describe the specifics of different workstreams in on-premise implementations

Lesson 4: Describing Workstreams in Upgrades

Lesson Objectives

After completing this lesson, you will be able to:

- Describe workstreams in upgrades

Lesson 1: Describing RISE with SAP

Lesson Objectives

After completing this lesson, you will be able to:

- Describe RISE with SAP

Lesson 2: Analyzing options for (Greenfield) New Implementation on SAP S/4HANA Cloud, SAP S/4HANA (on-premise) and SAP S/4HANA Cloud, Private Edition

Lesson Objectives

After completing this lesson, you will be able to:

- Analyze new implementation SAP S/4HANA cloud
- Analyze new implementation SAP S/4HANA (on-premise)
- Analyze new implementation SAP S/4HANA Cloud, private edition

Lesson 3: Analyzing System Conversion

Lesson Objectives

After completing this lesson, you will be able to:

- Analyze system conversion

Lesson 4: Illustrating Selective Data Transition

Lesson Objectives

After completing this lesson, you will be able to:

- Illustrate selective data transition

Lesson 1: Mentioning Supplementary Content

Lesson Objectives

After completing this lesson, you will be able to:

- Mention SAP Methodology learning journeys and other supplementary content