

# ACT100

## SAP Activate Methodology

### COURSE OUTLINE

Course Version: 21

Course Duration:



# SAP Copyrights, Trademarks and Disclaimers

© 2022 SAP SE or an SAP affiliate company. All rights reserved.

No part of this publication may be reproduced or transmitted in any form or for any purpose without the express permission of SAP SE or an SAP affiliate company.

SAP and other SAP products and services mentioned herein as well as their respective logos are trademarks or registered trademarks of SAP SE (or an SAP affiliate company) in Germany and other countries. Please see <https://www.sap.com/corporate/en/legal/copyright.html> for additional trademark information and notices.

Some software products marketed by SAP SE and its distributors contain proprietary software components of other software vendors.

National product specifications may vary.

These materials may have been machine translated and may contain grammatical errors or inaccuracies.








These materials are provided by SAP SE or an SAP affiliate company for informational purposes only, without representation or warranty of any kind, and SAP SE or its affiliated companies shall not be liable for errors or omissions with respect to the materials. The only warranties for SAP SE or SAP affiliate company products and services are those that are set forth in the express warranty statements accompanying such products and services, if any. Nothing herein should be construed as constituting an additional warranty.

In particular, SAP SE or its affiliated companies have no obligation to pursue any course of business outlined in this document or any related presentation, or to develop or release any functionality mentioned therein. This document, or any related presentation, and SAP SE's or its affiliated companies' strategy and possible future developments, products, and/or platform directions and functionality are all subject to change and may be changed by SAP SE or its affiliated companies at any time for any reason without notice. The information in this document is not a commitment, promise, or legal obligation to deliver any material, code, or functionality. All forward-looking statements are subject to various risks and uncertainties that could cause actual results to differ materially from expectations. Readers are cautioned not to place undue reliance on these forward-looking statements, which speak only as of their dates, and they should not be relied upon in making purchasing decisions.

# Typographic Conventions

American English is the standard used in this handbook.

The following typographic conventions are also used.

This information is displayed in the instructor's presentation	
Demonstration	
Procedure	
Warning or Caution	
Hint	
Related or Additional Information	
Facilitated Discussion	
User interface control	<i>Example text</i>
Window title	<i>Example text</i>

# Contents

## vii Course Overview

### 1 Unit 1: Introduction to SAP Activate

- 1 Lesson: Outlining the Scope and Goals of ACT100
- 1 Lesson: Describing the Factors that Influence SAP S/4HANA Implementation

### 3 Unit 2: SAP Activate Overview

- 3 Lesson: Describing the Elements of SAP Activate
- 3 Lesson: Describing SAP Activate Transition Paths
- 3 Lesson: Outlining the Key Characteristics of SAP Activate

### 5 Unit 3: SAP Activate Elements

- 5 Lesson: Exploring SAP Activate Elements

### 7 Unit 4: Workstream Overview

- 7 Lesson: Introducing the Project Management Workstream
- 7 Lesson: Introducing the Design and Configuration Workstream
- 7 Lesson: Introducing the Analytics Workstream
- 7 Lesson: Introducing the Customer Team Enablement Workstream
- 7 Lesson: Introducing the Solution Adoption Workstream
- 7 Lesson: Introducing the Extensibility Workstream
- 8 Lesson: Introducing the Testing Workstream
- 8 Lesson: Introducing the Integration Workstream
- 8 Lesson: Introducing the Operations and Support Workstream
- 8 Lesson: Introducing the Data Management Workstream
- 8 Lesson: Introducing the Technical Architecture and Infrastructure Workstream

### 9 Unit 5: Transition Paths

- 9 Lesson: Understanding New Implementation SAP S/4HANA Cloud (public cloud)
- 9 Lesson: Understanding New Implementation SAP S/4HANA On Premise
- 9 Lesson: Understanding New Implementation SAP S/4HANA Cloud, private edition
- 9 Lesson: Understanding System Conversion
- 9 Lesson: Understanding Selective Data Transition

### 11 Unit 6: Appendices

- 11 Lesson: Appendix: SAP Methodology Learning Journeys



# Course Overview

## **TARGET AUDIENCE**

This course is intended for the following audiences:

- Project Manager
- Application Consultant
- Business Process Owner/Team Lead/Power User





## **Lesson 1: Outlining the Scope and Goals of ACT100**

### **Lesson Objectives**

After completing this lesson, you will be able to:

- Understand the scope and goals of ACT100

## **Lesson 2: Describing the Factors that Influence SAP S/4HANA Implementation**

### **Lesson Objectives**

After completing this lesson, you will be able to:

- Factors Influencing SAP S/4HANA implementation



## **Lesson 1: Describing the Elements of SAP Activate**

### **Lesson Objectives**

After completing this lesson, you will be able to:

- Describe the elements of SAP Activate

## **Lesson 2: Describing SAP Activate Transition Paths**

### **Lesson Objectives**

After completing this lesson, you will be able to:

- Describe SAP Activate transition paths

## **Lesson 3: Outlining the Key Characteristics of SAP Activate**

### **Lesson Objectives**

After completing this lesson, you will be able to:

- Outline the key characteristics of SAP Activate



## Lesson 1: Exploring SAP Activate Elements

### Lesson Objectives

After completing this lesson, you will be able to:

- Explore SAP Activate Elements



## **Lesson 1: Introducing the Project Management Workstream**

### **Lesson Objectives**

After completing this lesson, you will be able to:

- Introduce the Project Management workstream

## **Lesson 2: Introducing the Design and Configuration Workstream**

### **Lesson Objectives**

After completing this lesson, you will be able to:

- Introduce the design and configuration workstream

## **Lesson 3: Introducing the Analytics Workstream**

### **Lesson Objectives**

After completing this lesson, you will be able to:

- Introduce the Workstream for Analytics

## **Lesson 4: Introducing the Customer Team Enablement Workstream**

### **Lesson Objectives**

After completing this lesson, you will be able to:

- Introduce the Customer Team Enablement Workstream

## **Lesson 5: Introducing the Solution Adoption Workstream**

### **Lesson Objectives**

After completing this lesson, you will be able to:

- Introduce the Solution Adoption Workstream

## **Lesson 6: Introducing the Extensibility Workstream**

### **Lesson Objectives**

After completing this lesson, you will be able to:

- Introduce the Extensibility Workstream

## **Lesson 7: Introducing the Testing Workstream**

### **Lesson Objectives**

After completing this lesson, you will be able to:

- Introduce the Testing Workstream

## **Lesson 8: Introducing the Integration Workstream**

### **Lesson Objectives**

After completing this lesson, you will be able to:

- Introduce the Integration Workstream

## **Lesson 9: Introducing the Operations and Support Workstream**

### **Lesson Objectives**

After completing this lesson, you will be able to:

- Introduce the Operations and Support Workstream

## **Lesson 10: Introducing the Data Management Workstream**

### **Lesson Objectives**

After completing this lesson, you will be able to:

- Introduce the Data Management Workstream

## **Lesson 11: Introducing the Technical Architecture and Infrastructure Workstream**

### **Lesson Objectives**

After completing this lesson, you will be able to:

- Introduce the Technical Architecture and Infrastructure Workstream



## **Lesson 1: Understanding New Implementation SAP S/4HANA Cloud (public cloud)**

### **Lesson Objectives**

After completing this lesson, you will be able to:

- Understand Transition Paths for a New Implementation

## **Lesson 2: Understanding New Implementation SAP S/4HANA On Premise**

### **Lesson Objectives**

After completing this lesson, you will be able to:

- Understand New Implementation SAP S/4HANA On Premise

## **Lesson 3: Understanding New Implementation SAP S/4HANA Cloud, private edition**

### **Lesson Objectives**

After completing this lesson, you will be able to:

- Understand New Implementation SAP S/4HANA Cloud, private edition

## **Lesson 4: Understanding System Conversion**

### **Lesson Objectives**

After completing this lesson, you will be able to:

- Understand System Conversion

## **Lesson 5: Understanding Selective Data Transition**

### **Lesson Objectives**

After completing this lesson, you will be able to:

- Understand Selective Data Transition



## Lesson 1: Appendix: SAP Methodology Learning Journeys

### Lesson Objectives

After completing this lesson, you will be able to:

- Appendix: SAP Methodology Learning Journeys